

Uniform Crime Reporting

2024 Report





The Department of Public Safety has collected the data from associated agencies like Criminal Records Unit and Aging and Disability Services. The Department of Public Safety does not guarantee this book to be complete or accurate with regards to the data being provided.



STATE OF NEVADA

DEPARTMENT OF PUBLIC SAFETY

Joe Lombardo, Governor

George Togliatti, Director
Department of Public Safety

Erica Souza-Llamas, Division Administrator
Records, Communications and Compliance Division

Georgina Castaneda, Special Services Manager
Records, Communications and Compliance Division

Raymond Mansi, Management Analyst II
Records, Communications and Compliance Division

Justin Blakeley, NCJIS Program Specialist
Records, Communications and Compliance Division





Nevada Department of **Public Safety**

DEDICATION PRIDE SERVICE

DPS VISION: To be the premiere public safety agency and provide advanced law enforcement services to the citizens of Nevada. To support and empower DPS employees by encouraging diversity in the workforce, results oriented service, productivity and meaningful career growth. The DPS is committed to achieving the highest standards of excellence through the use of comprehensive training programs, progressive technology, federal, state and local government partnerships with interagency cooperation to ensure the safety of all citizens and visitors in Nevada.

DPS MISSION STATEMENT: The Nevada State Police serves the "Nevada Way" by coordinating with local, state, and federal law enforcement agencies on behalf of our community partners to provide the highest level of public safety service for the citizens and visitors to the Silver State.



Nevada Department of
Public Safety
Records, Communications and Compliance



Table of Contents

Protection Order Data	8
Aging & Disability Services Data	38
Supplemental Hate Crime	50





Statement of Policy

FOR RELEASE OF UCR STATISTICAL INFORMATION

The following policies provide guidance concerning the release of UCR statistical information. Prior to being released, all information is approved by senior UCR staff.

1. This report is available via email by request, or on the Criminal History Repository website at <https://rccd.nv.gov/About/UCR/Crime-In-Nevada>
2. Information contained in the published annual report may be released via telephone, letter, etc., to any interested party.
3. All requests for unpublished information should be directed to the UCR Program at ucr@dps.state.nv.us



Nevada Department of
Public Safety
Records, Communications and Compliance

THIS PAGE WAS LEFT INTENTIONALLY BLANK



About Protection Orders

The reporting of the protection order data presented here is collected per the guidelines set forth in Nevada Revised Statute 179A.350.

NRS 179A.350 Creation; contents; prompt entry of information; accessibility; retention of records; submission of report to Legislature.

1. The Repository for Information Concerning Orders for Protection is hereby created within the Central Repository.
2. Except as otherwise provided in subsection 10, the Repository for Information Concerning Orders for Protection must contain a complete and systematic record of all:
 - (a) Temporary and extended orders for protection against domestic violence issued or registered in the State of Nevada and all Canadian domestic-violence protection orders registered in the State of Nevada, including, without limitation, any information received pursuant to [NRS 33.095](#);
 - (b) Temporary and extended orders for protection against stalking, aggravated stalking or harassment issued in this State pursuant to [NRS 200.599](#); and
 - (c) Temporary and extended orders for protection against a person alleged to have committed the crime of sexual assault issued in this State pursuant to [NRS 200.37835](#).
 - (d) Orders imposing, modifying, suspending or canceling a condition of release prohibiting contact issued in this State pursuant to [NRS 178.4845](#)
3. The records contained in the Repository for Information Concerning Orders for Protection must be kept in accordance with the regulations adopted by the Director of the Department.
4. Information received by the Central Repository pursuant to [NRS 33.095](#), [178.4845](#), [200.37835](#) and [200.599](#) must be entered in the Repository for Information Concerning Orders for Protection.
5. The information in the Repository for Information Concerning Orders for Protection must be accessible by computer at all times to each agency of criminal justice.
6. The Repository for Information Concerning Orders for Protection shall retain all records of an expired temporary or extended order for protection and all records of an expired, suspended or cancelled order imposing a condition of release prohibiting contact, unless any such order is sealed by a court of competent jurisdiction.





About Protection Orders contd.

7. The existence of a record of an expired temporary or extended order for protection or a record of an expired, suspended or cancelled order imposing a condition of release prohibiting contact in the Repository for Information Concerning Orders for Protection does not prohibit a person from obtaining a firearm or a permit to carry a concealed firearm unless such conduct violates:

- (a) A court order; or
- (b) Any provision of federal or state law.

8. The Director of the Department shall provide an electronic means to access on the Central Repository's Internet website statistical data concerning all temporary and extended orders for protection issued pursuant to [NRS 33.020](#), [200.378](#) and [200.591](#) during the previous calendar year that were transmitted to the Repository for Information Concerning Orders for Protection. The data must include, without limitation, information for each court that issues temporary or extended orders for protection pursuant to [NRS 33.020](#), [200.378](#) and [200.591](#), respectively, concerning:

- (a) The total number of temporary and extended orders that were granted by the court during the calendar year to which the data pertains;
- (b) The number of temporary and extended orders that were granted to women;
- (c) The number of temporary and extended orders that were granted to men;
- (d) The number of temporary and extended orders that were vacated or expired;
- (e) The number of temporary orders that included a grant of temporary custody of a minor child; and
- (f) The number of temporary and extended orders that were served on the adverse party.

9. The information provided pursuant to subsection 8 must include only aggregate information for statistical purposes and must exclude any identifying information relating to a particular person.

10. The Repository for Information Concerning Orders for Protection must not contain any information concerning an event that occurred before October 1, 1998.

11. As used in this section, "Canadian domestic-violence protection order" has the meaning ascribed to it in [NRS 33.119](#).

(Added to NRS by [1997, 1803](#); A [2007, 2483](#); [2015, 2765](#); [2017, 624](#); [2019, 2837](#); [2021, 618](#), [1949](#))





Protection Orders – DV and SH

Definitions

The following report will describe and summarize temporary and extended protection orders issued in the State of Nevada. These reports are broken down to show which orders were granted to men and to women. Also included is a listing of those orders that included custody of a minor child and available historic data.

- **Temporary Protection Order:** Can be granted within 24 hours of receiving the application and in effect up to 45 days or until scheduled court hearing.
- **Extended Protection Order:** Awarded only after a hearing before a judge and in effect for up to two years.
- **Expired Order:** A Temporary Protection Order or Extended Protection Order that has reached the expiration date and was not extended further.
- **Vacated Order:** A Temporary Protection Order or Extended Protection Order that was cancelled or dissolved prior to the expiration date.

Any of the above Domestic Violence or Stalking and Harassment Protection orders could include a grant of temporary custody of a minor child.

Note that on the graphs you will see gender described as male, female, and unknown. Unknown includes those who entered unknown on the application or those that did not complete the gender portion of the application.





Protection Orders

There are 5 types of Protection Order data in this section

- Domestic Violence Protection Orders – DV PO
- Stalking Protection Orders – Stalking PO
- Aggravated Stalking Protection Order – Agg Stalking PO
- Harassment Protection Order – Harassment PO
- Sexual Assault Protection order – Sexual Assault PO



DV Protection Order Statistics

One Protection Order for Domestic Violence Granted Every 1 Hour 10 Minutes, 9 Seconds

Protection Orders	Orders	% of TPO	% Change from 2023	Orders / 1,000 Pop
Temporary	4,831	78.49%	-7.35%	1.54
Extended	1,324	21.51%	-3.57%	0.42

TPO Including Custody of a Minor	1,431	23.25%	-6.10%	0.46
----------------------------------	-------	--------	--------	------

Served to Adverse Party		Expire or Dissolved	
TPO	3,350	TPO	5,558
EXT	994	EXT	1,559

Total 4,344

Total 7,117



Nevada Department of
Public Safety
Records, Communications and Compliance



Stalking PO Statistics

**One Protection Order for Stalking Granted Every 4 Hours, 37 Minutes,
21 Seconds**

Protection Orders	Orders	% of TPO	% Change from 2023	Orders / 1,000 Pop
Temporary	1,208	66.34%	-13.84%	0.38
Extended	613	33.66%	-0.16%	0.19

TPO Including Custody of a Minor	0	0.00%	NA	0.00
--	---	-------	----	------

Served to Adverse Party		Expire or Dissolved	
TPO	567	TPO	1,258
EXT	425	EXT	636
Total	992	Total	1,894





Agg Stalking PO Statistics

One Protection Order for Aggravated Stalking Granted Every 21 Days, 11 Hours, 17 Minutes, 38 Seconds

Protection Orders	Orders	% of TPO	% Change from 2023	Orders / 1,000 Pop
Temporary	9	53.94%	0.00%	0.002863
Extended	8	47.06%	33.33%	0.002545

TPO Including Custody of a Minor	0	0.00%	NA	0.00
----------------------------------	---	-------	----	------

Served to Adverse Party		Expire or Dissolved	
TPO	6	TPO	11
EXT	4	EXT	2
Total	10	Total	13





Harassment PO Statistics

One Protection Order for Harassment Granted Every 1 Day, 6 Hours, 31 Minutes, 21 Seconds

Protection Orders	Orders	% of TPO	% Change from 2023	Orders / 1,000 Pop
Temporary	189	71.32%	114.77%	0.06
Extended	76	28.68%	94.87%	0.02

TPO Including Custody of a Minor	0	0.00%	NA	0.00
----------------------------------	---	-------	----	------

Served to Adverse Party

TPO	108	TPO	203
EXT	59	EXT	42

Total

167

Expired or Dissolved

Total

245





Sexual Assault PO Statistics

One Protection Order for Sexual Assault Granted Every 9 Days, 20 Hours, 45 Minutes, 24 Seconds

Protection Orders	Orders	% of TPO	% Change from 2023	Orders / 1,000 Pop
Temporary	22	59.46%	-15.38%	0.01
Extended	15	40.54%	-6.25%	0.00

TPO Including Custody of a Minor	0	0.00%	NA	0.00
----------------------------------	---	-------	----	------

Served to Adverse Party		Expired or dissolved	
TPO	13	TPO	21
EXT	6	EXT	15
Total	19	Total	36



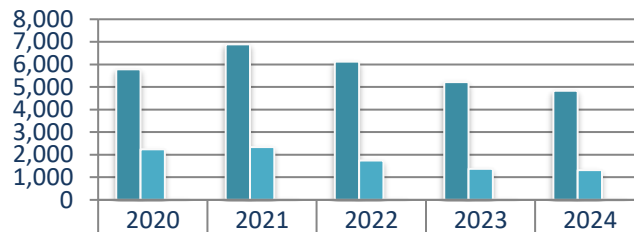


DV Protection Orders

5-year Comparison 2020 - 2024

Protection Orders Issued

5-yr Comparison: 2020 - 2024

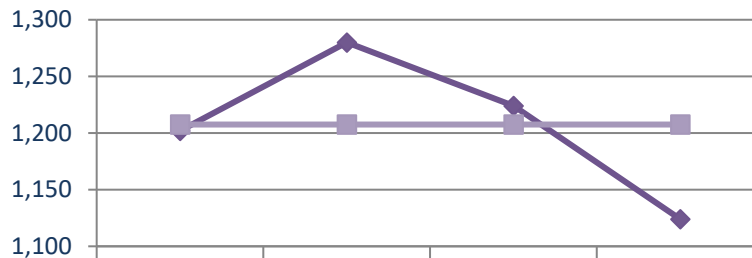


■ Temporary Protection Orders
■ Extended Protection Orders

Temporary Protection Orders	5,784	6,883	6,117	5,214	4,831
Extended Protection Orders	2,234	2,345	1,742	1,373	1,324
% of TPO Extended	38.62%	34.07%	28.48%	26.33%	27.41%

2024 Temporary Protection Orders

By Quarter & Quarterly Average

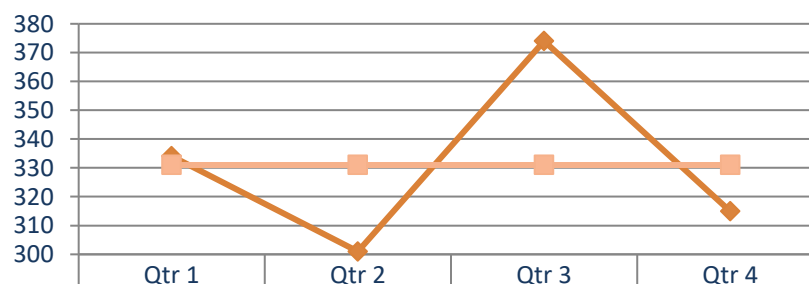


◆ TPOs Issued
■ Quarterly Average

TPOs Issued	1,202	1,280	1,224	1,124
Quarterly Average	1,208	1,208	1,208	1,208

2024 Extended Protection Orders

By Quarter & Quarterly Average



◆ EXT Issued
■ Quarterly Average

EXT Issued	334	301	374	315
Quarterly Average	331	331	331	331




2024 DV Protection Orders Issued

By Gender & Type

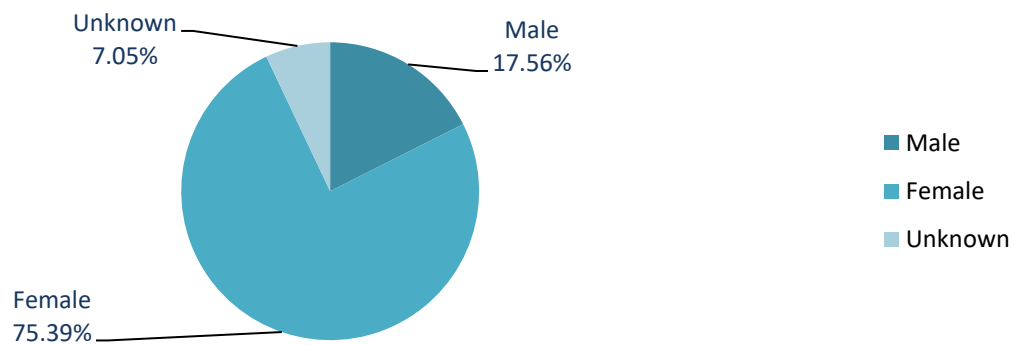
2024 Granted Orders

By gender

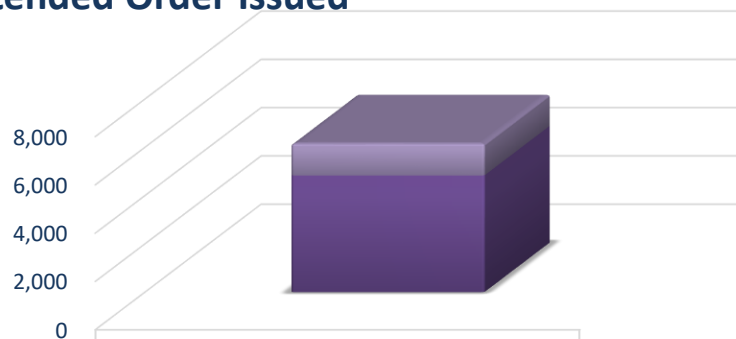


Temporary Protection Order	876	3,645	310
Extended Protection Order	205	995	124

Protection Order Issued By Gender



Temporary and Extended Order Issued



	2024 Protection Orders Granted
Extended Protection Order	1,324
Temporary Protection Order	4,831

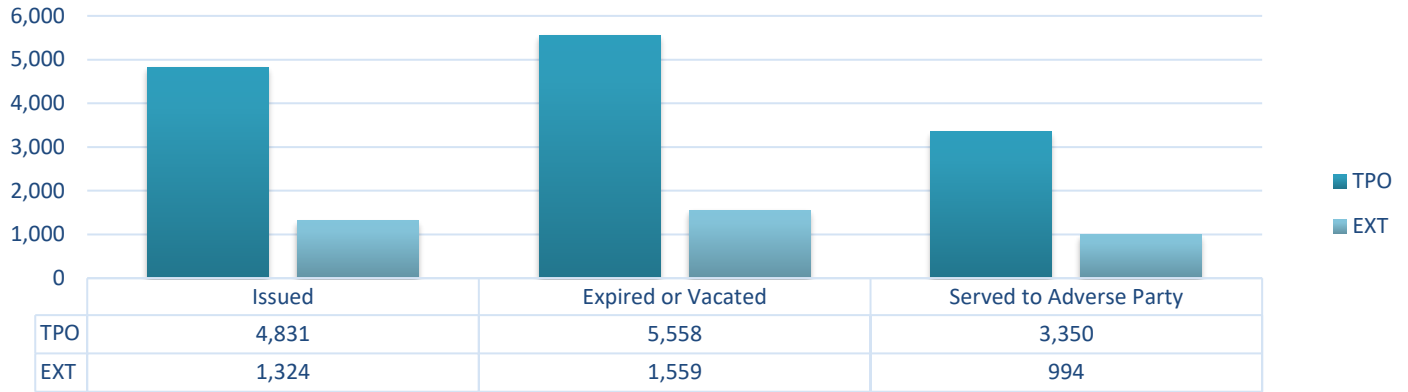


2024 DV Protection Orders

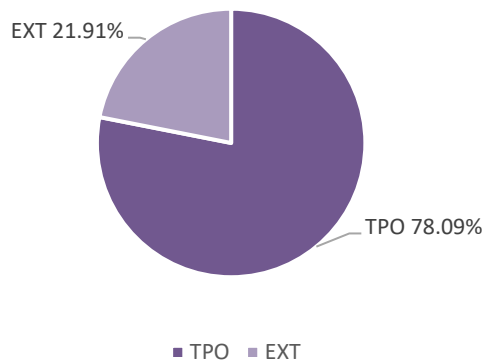
Issued, Vacated or Expired, and Served

Granted, Expired & Served

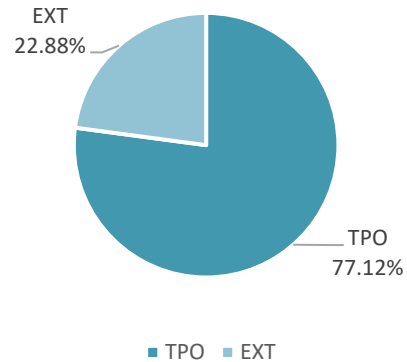
Jan 1, 2024 - Dec 31, 2024



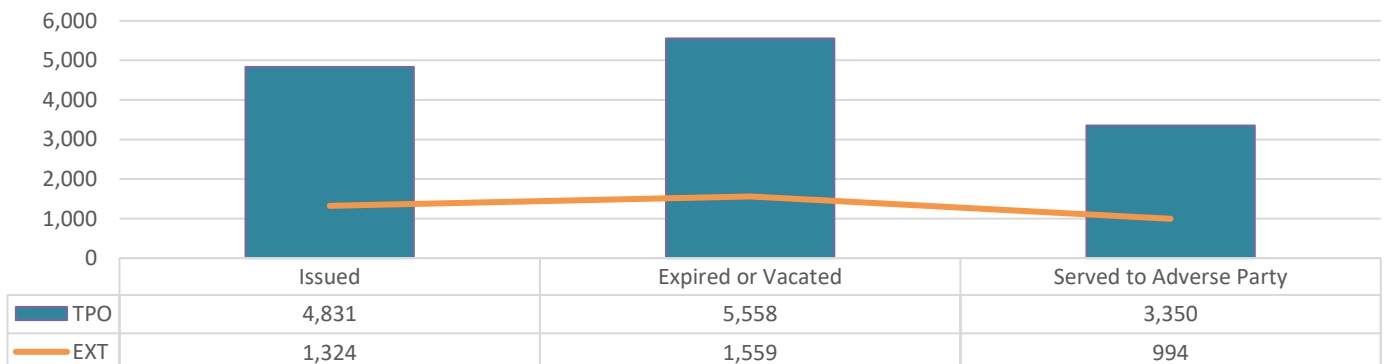
Expired or Vacated in 2024



Served to Adverse Party in 2024



Temporary vs Extended Comparison 2024

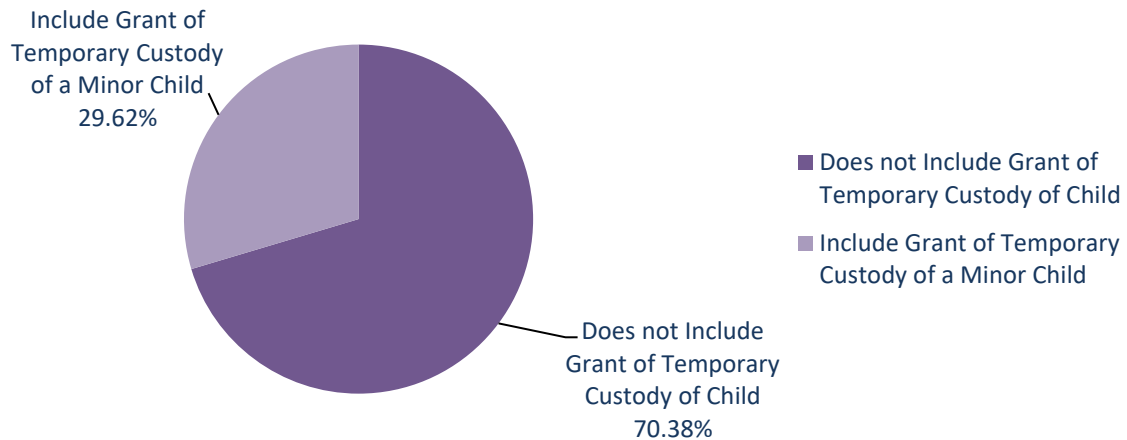
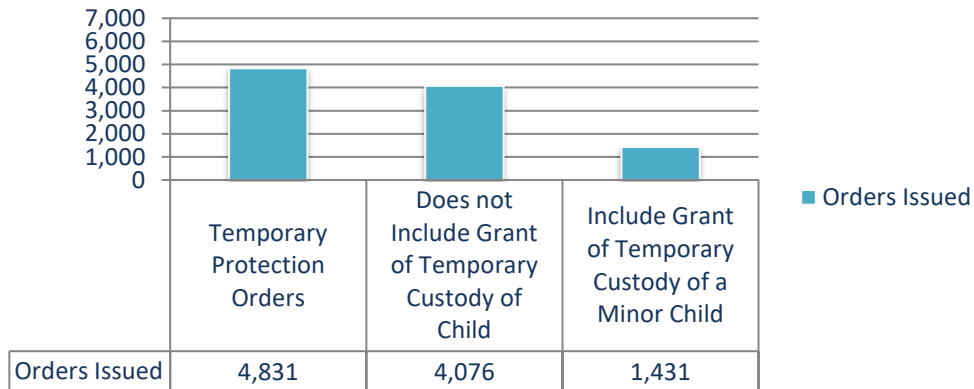




2024 DV Protection Orders Issued

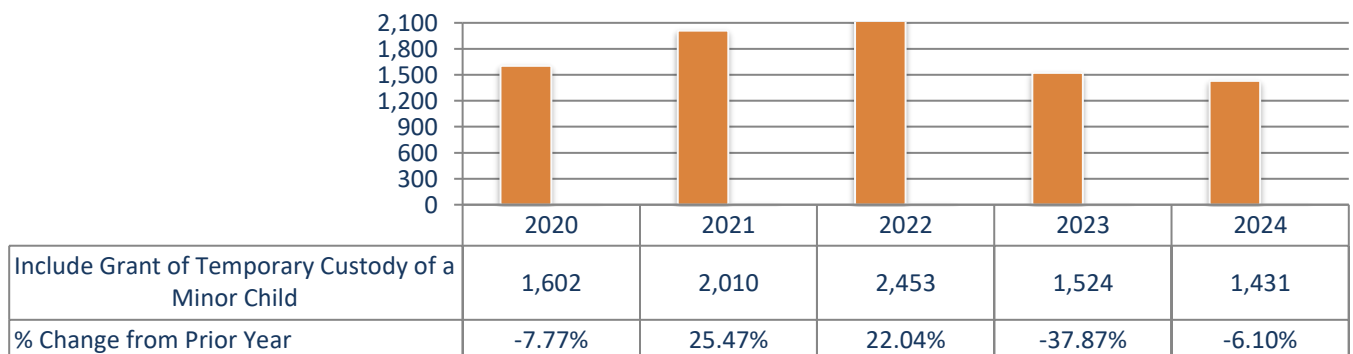
Including a Grant of Temporary Custody of a Minor Child

2024 Orders Issued



Temporary Protection Orders Issued

5-yr Comparison: 2020 - 2024



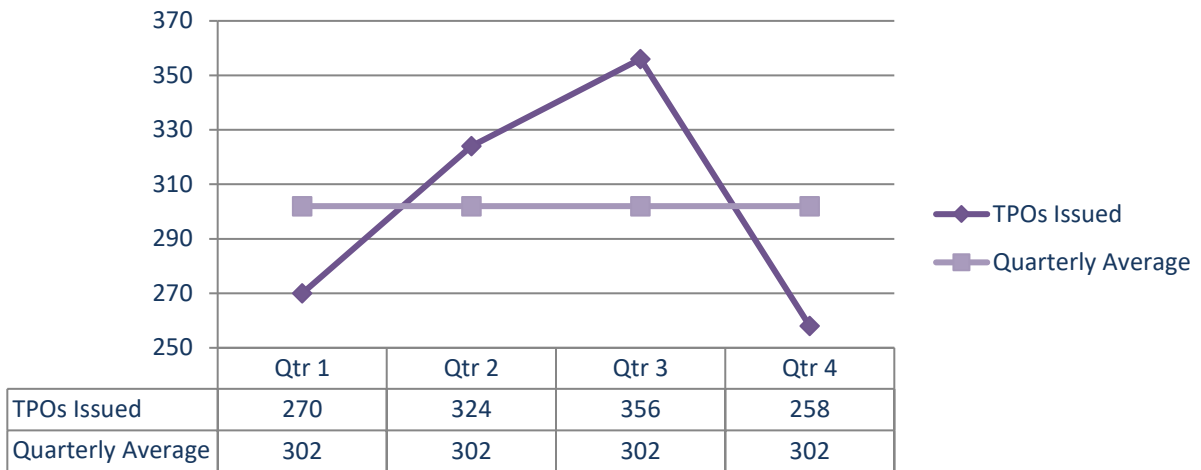


Stalking PO

By Quarter and Quarterly Average

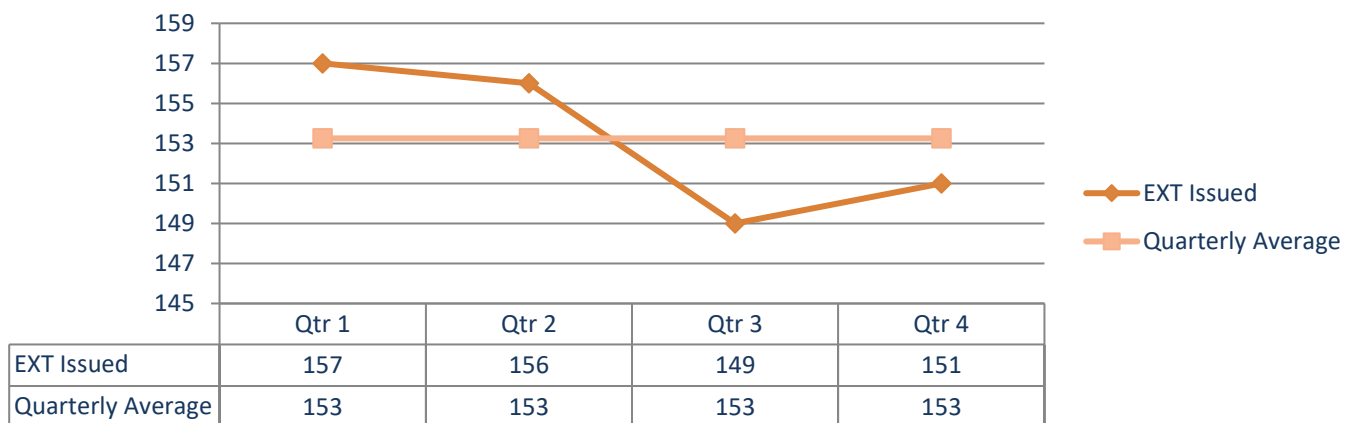
2024 Temporary Protection Orders

By Quarter & Quarterly Average



2024 Extended Protection Orders

By Quarter & Quarterly Average



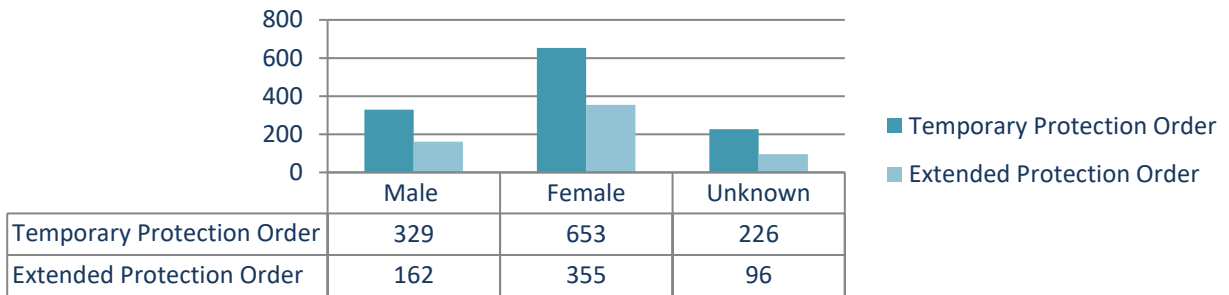


2024 Stalking PO Issued

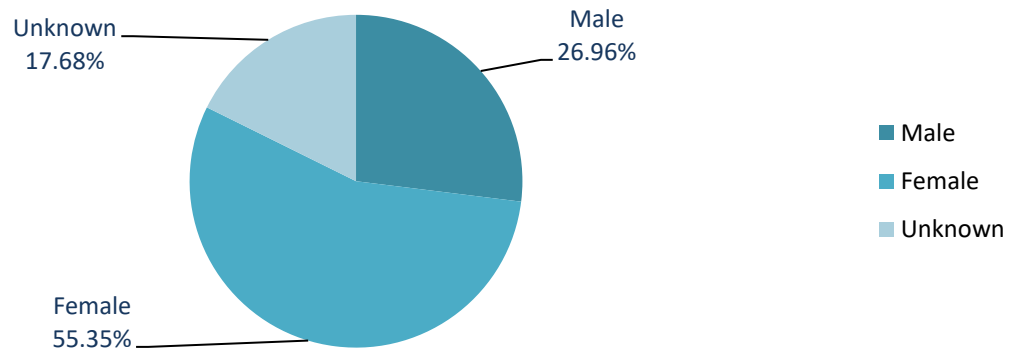
By Gender & Type

2024 Granted Orders

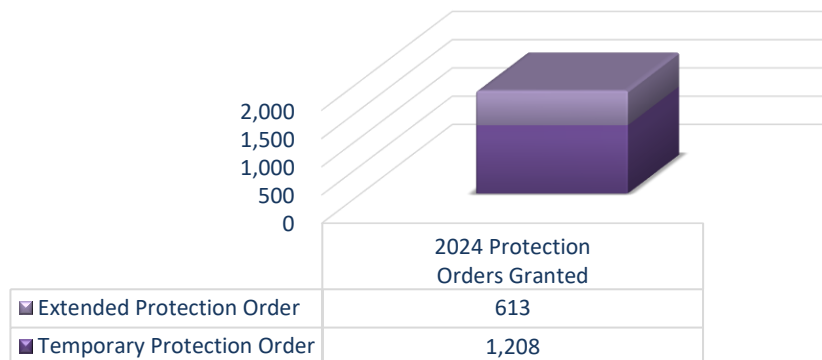
By gender



Protection Order Issued By Gender



Temporary and Extended Order Issued

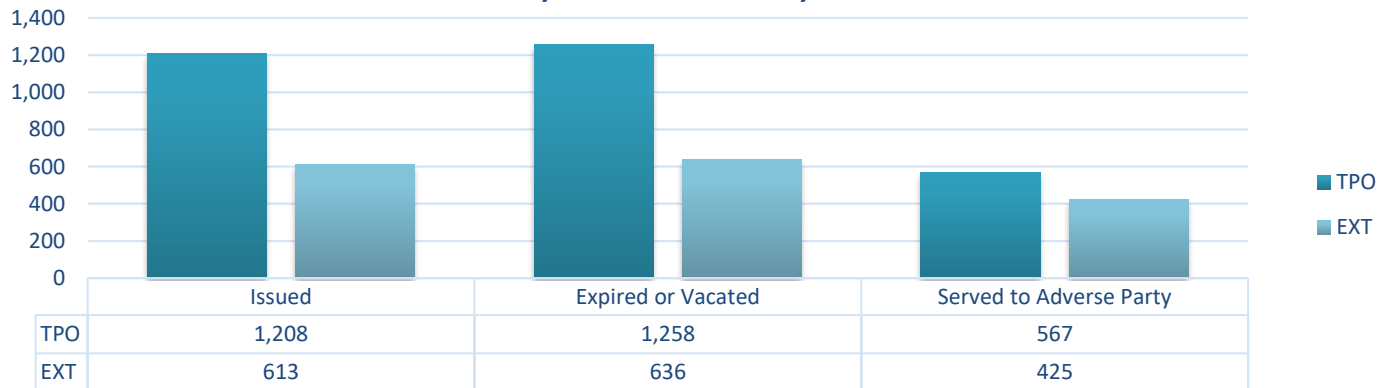




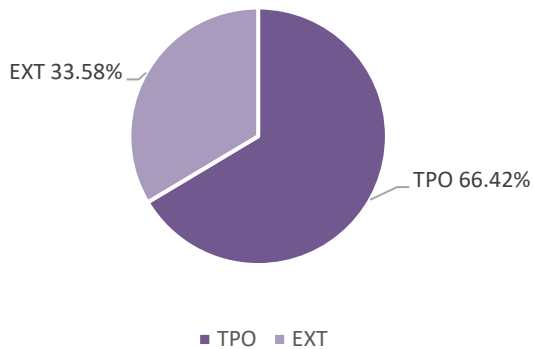
2024 Stalking PO

Issued, Vacated or Expired, and Served

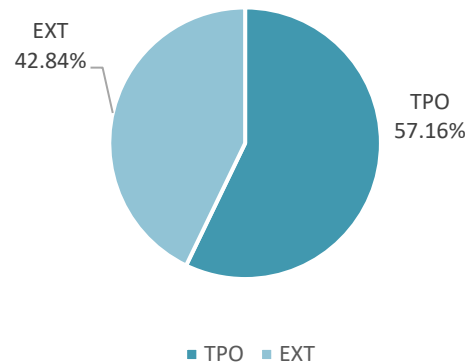
Granted, Expired & Served Jan 1, 2024 - Dec 31, 2024



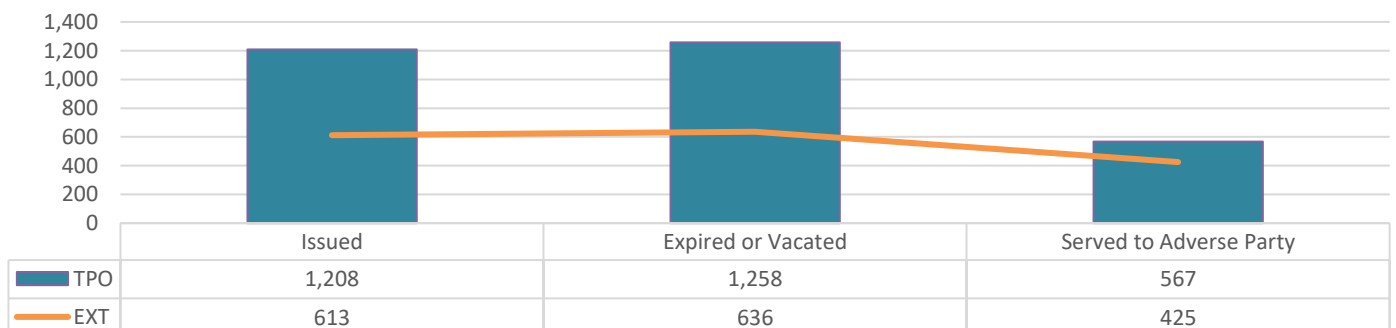
Expired or Vacated in 2024



Served to Adverse Party in 2024



Temporary vs Extended Comparison 2024

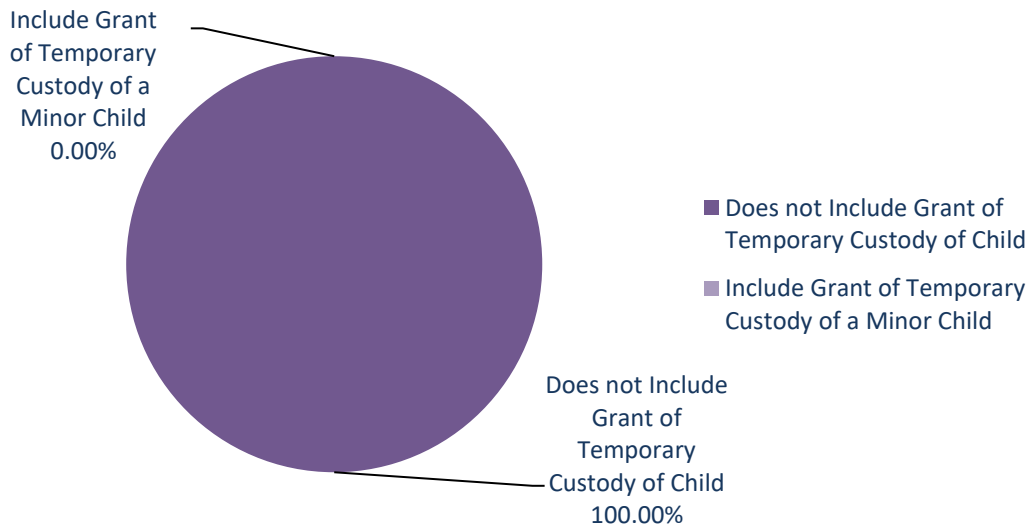
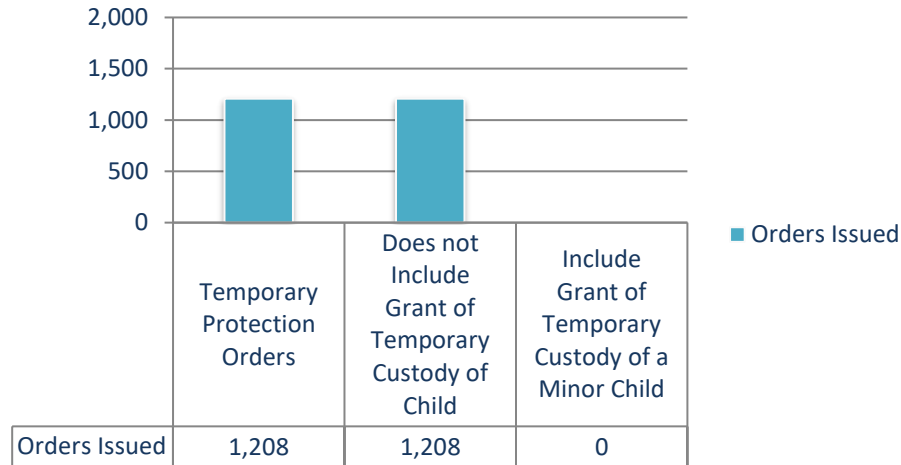




2024 Stalking PO Issued

Including a Grant of Temporary Custody of a Minor Child

2024 Orders Issued



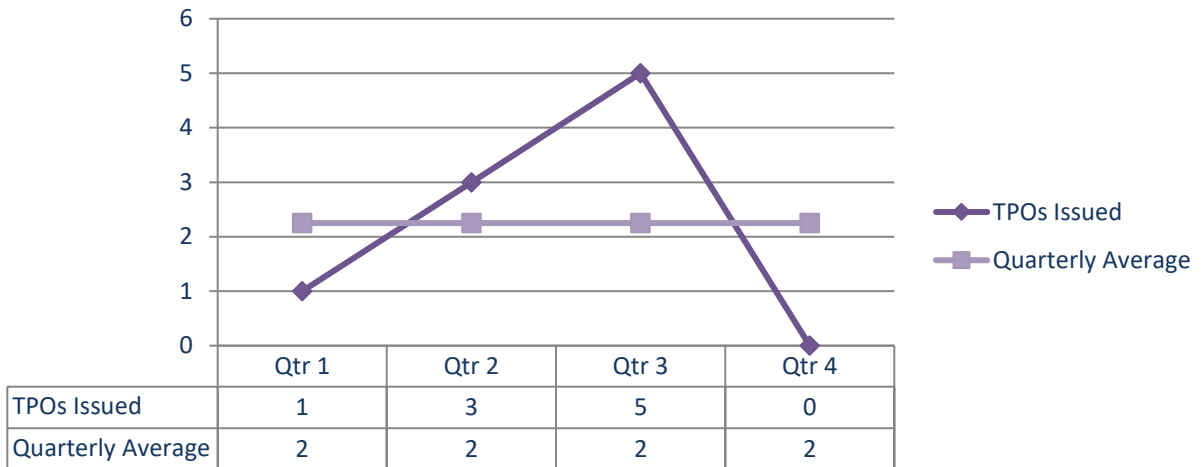


Agg Stalking PO

By Quarter and Quarterly Average

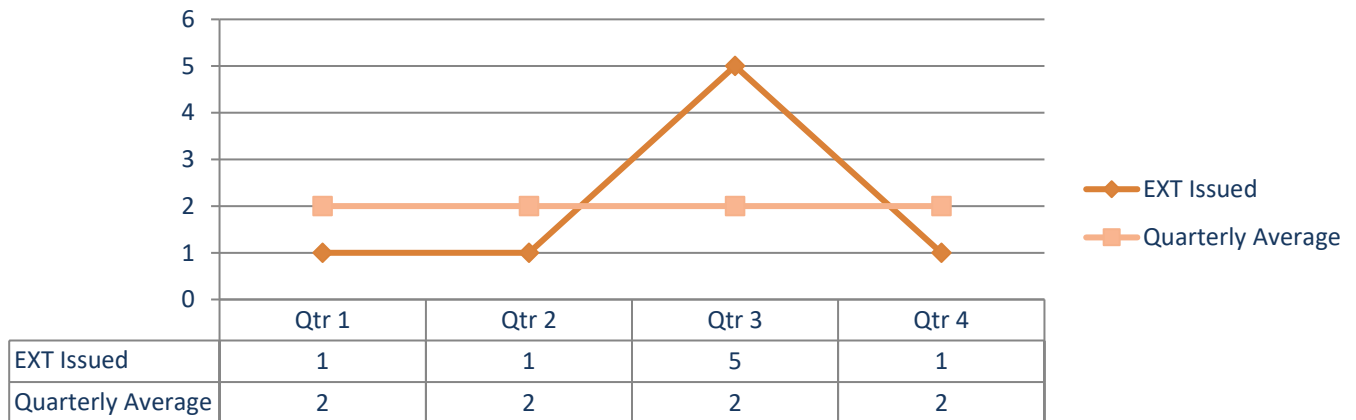
2024 Temporary Protection Orders

By Quarter & Quarterly Average



2024 Extended Protection Orders

By Quarter & Quarterly Average

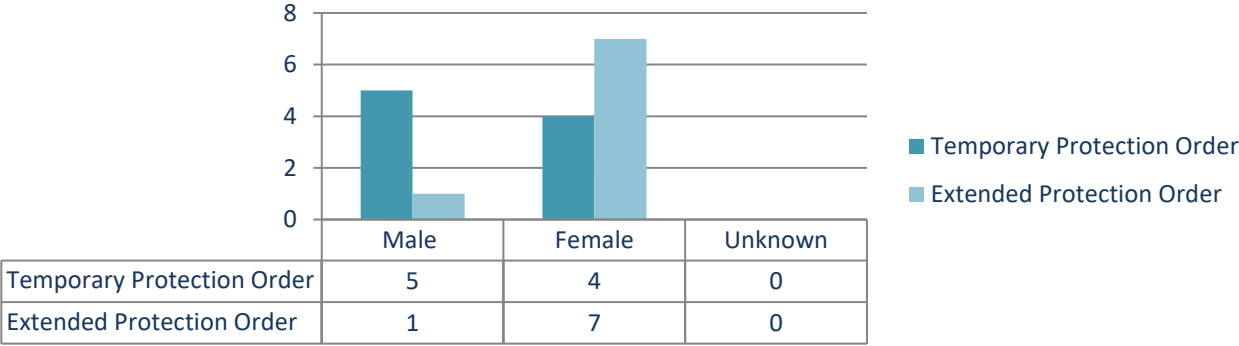




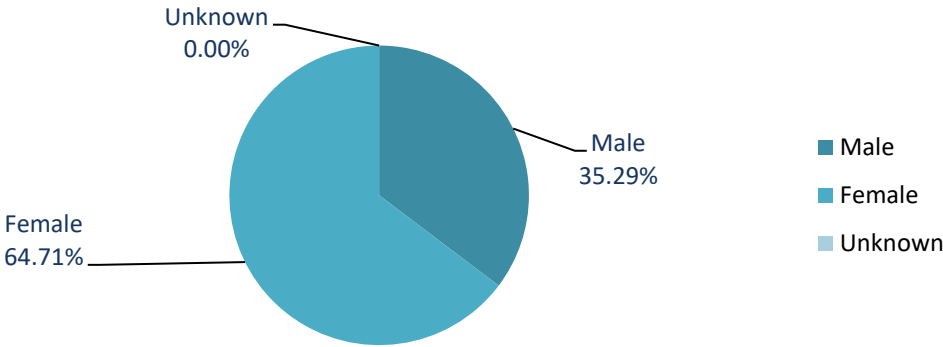
2024 Agg Stalking PO Issued

By Gender & Type

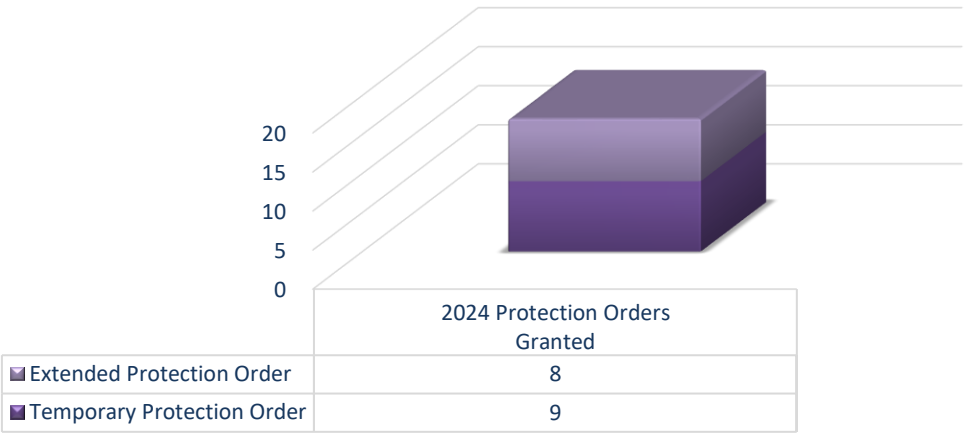
2024 Granted Orders
By gender



Protection Order Issued By Gender



Temporary and Extended Order Issued

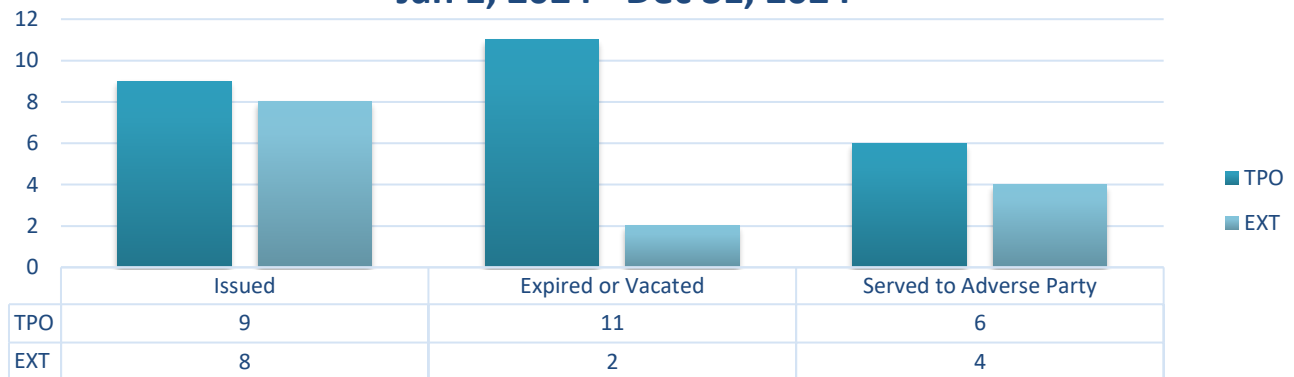




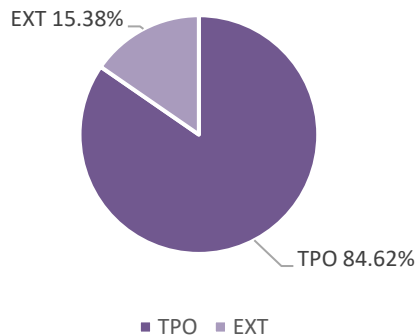
2024 Agg Stalking PO

Issued, Vacated or Expired, and Served

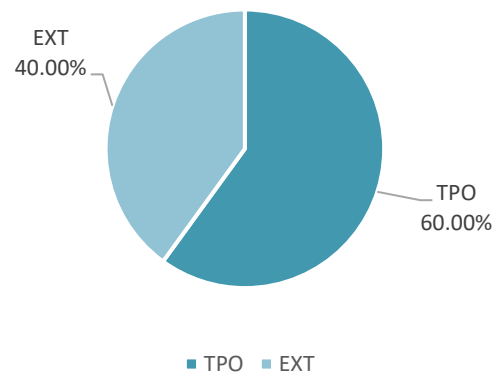
Granted, Expired & Served Jan 1, 2024 - Dec 31, 2024



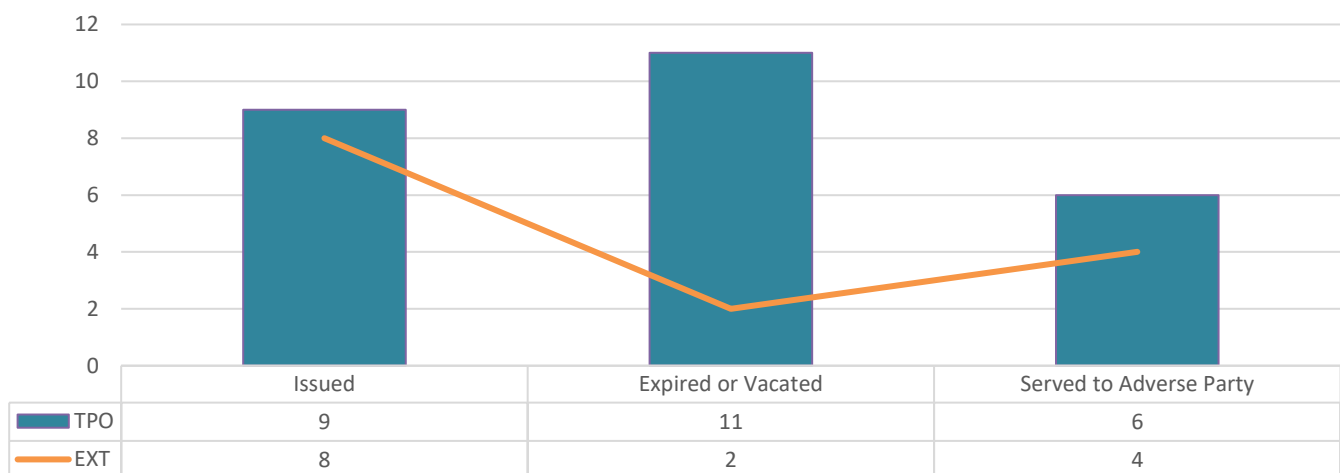
Expired or Vacated in 2024



Served to Adverse Party in 2024



Temporary vs Extended Comparison 2024

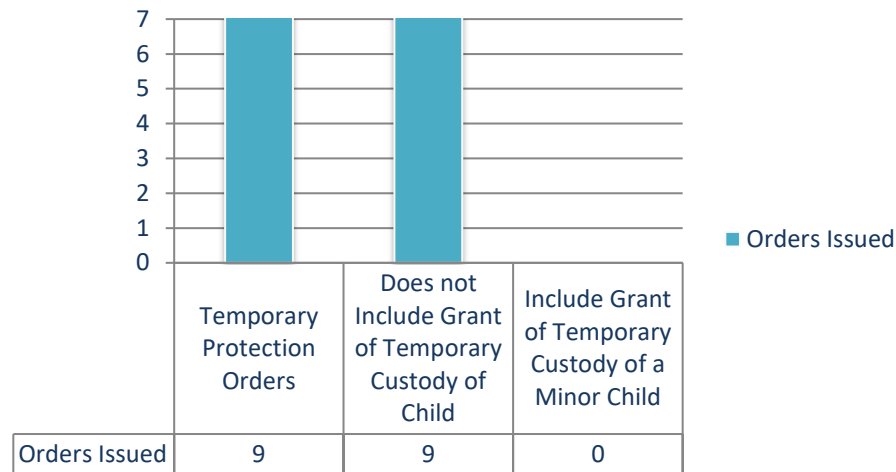




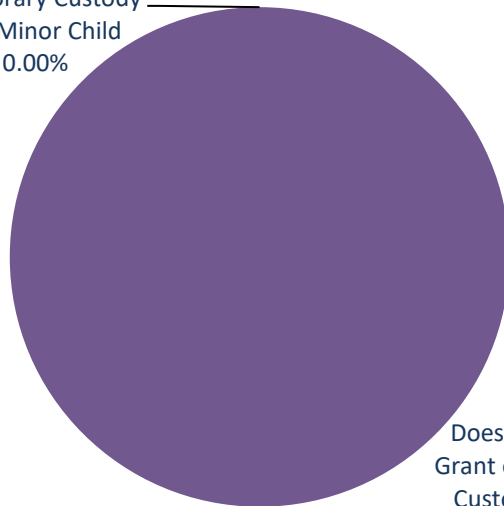
2024 Agg Stalking PO Issued

Including a Grant of Temporary Custody of a Minor Child

2024 Orders Issued



Include Grant of Temporary Custody of a Minor Child
0.00%



Does not Include Grant of Temporary Custody of Child
Include Grant of Temporary Custody of a Minor Child

Does not Include Grant of Temporary Custody of Child
100.00%

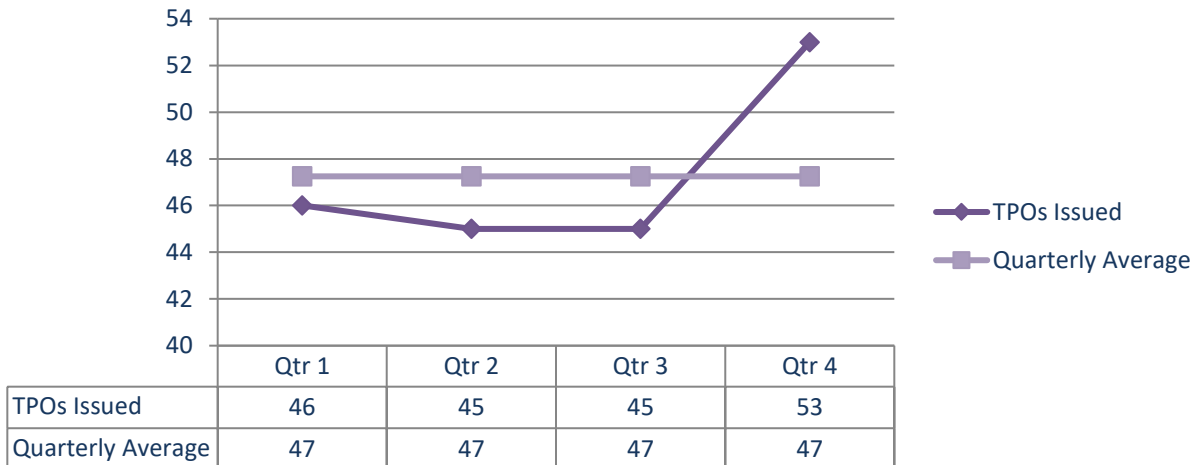


Harassment PO

By Quarter and Quarterly Average

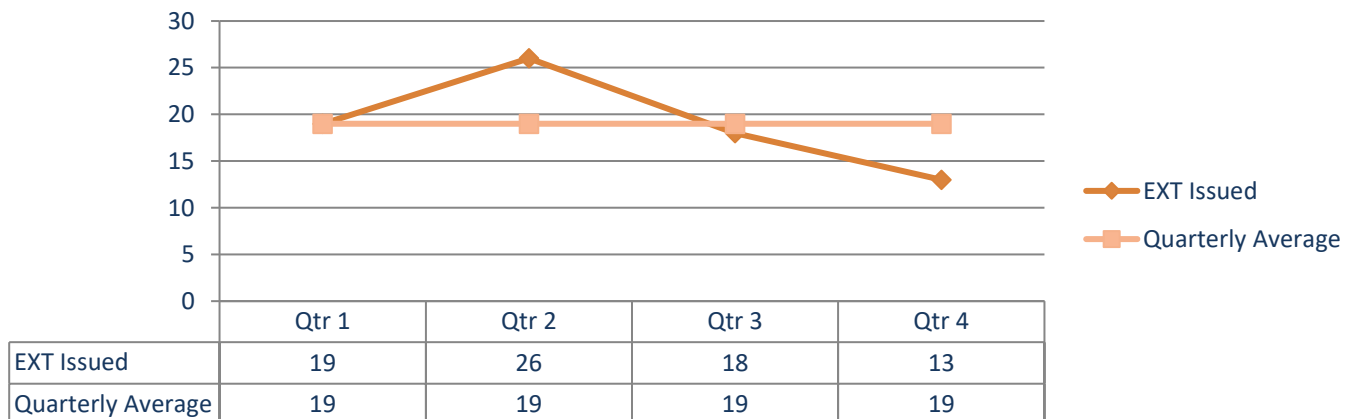
2024 Temporary Protection Orders

By Quarter & Quarterly Average



2024 Extended Protection Orders

By Quarter & Quarterly Average



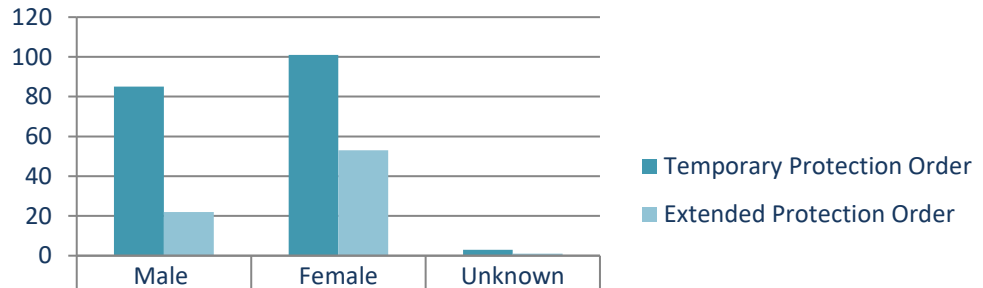


2024 Harassment PO Issued

By Gender & Type

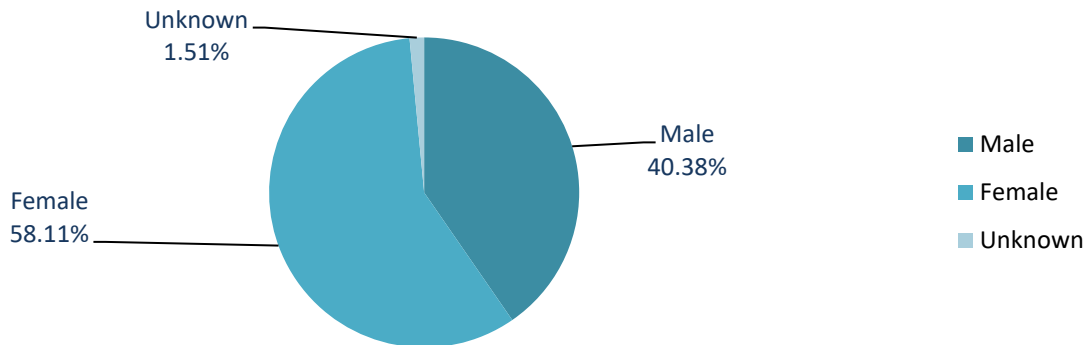
2024 Granted Orders

By gender

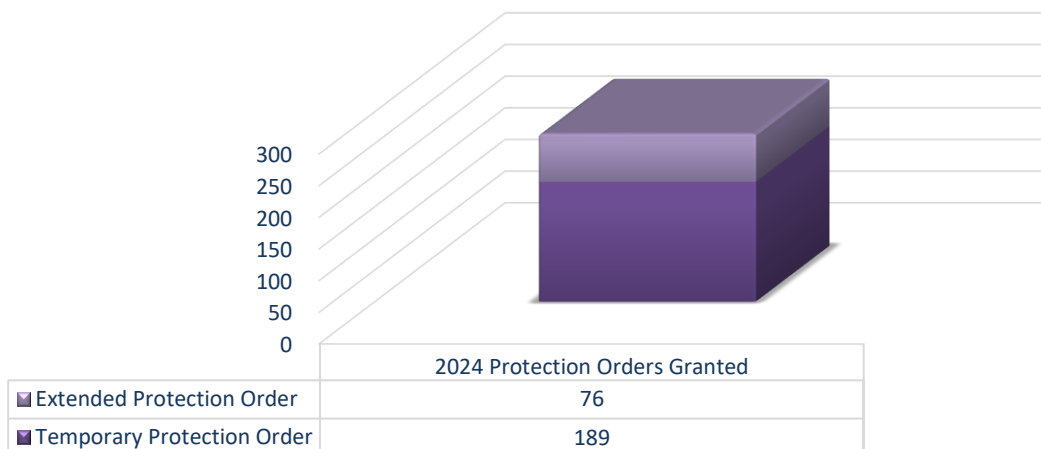


Temporary Protection Order	85	101	3
Extended Protection Order	22	53	1

Protection Order Issued By Gender



Temporary and Extended Order Issued

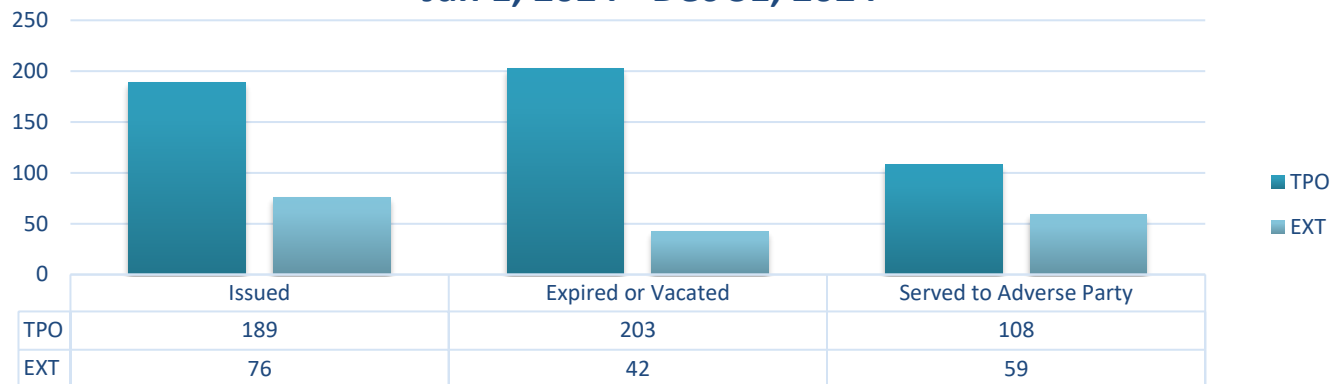




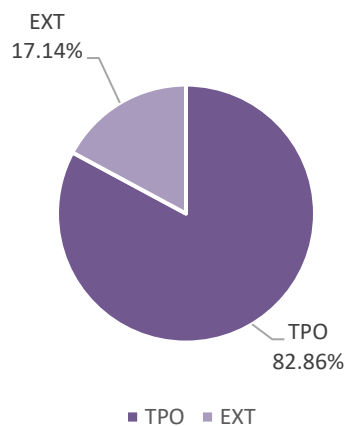
2024 Harassment PO

Issued, Vacated or Expired, and Served

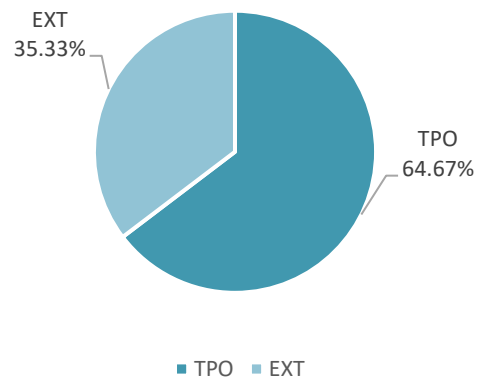
Granted, Expired & Served Jan 1, 2024 - Dec 31, 2024



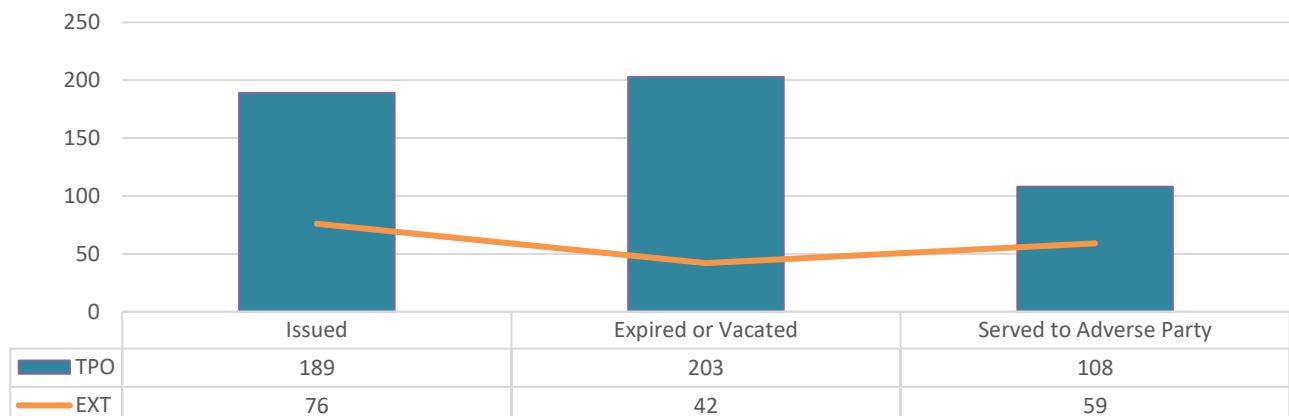
Expired or Vacated in 2024



Served to Adverse Party in 2024



Temporary vs Extended Comparison 2024

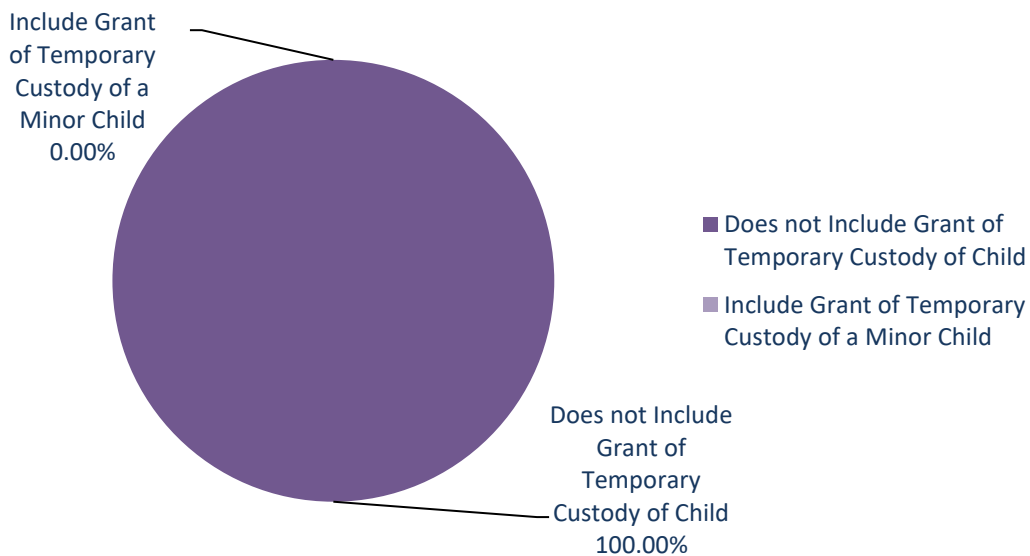
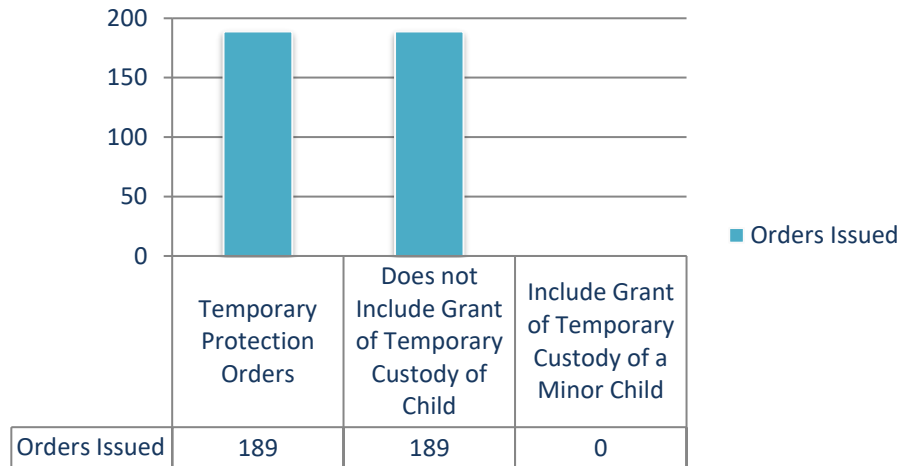




2024 Harassment PO Issued

Including a Grant of Temporary Custody of a Minor Child

2024 Orders Issued



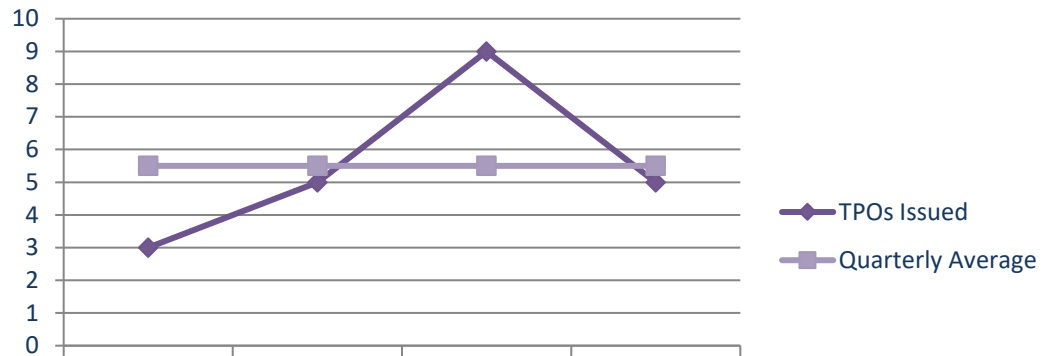


Sexual Assault PO

By Quarter and Quarterly Average

2024 Temporary Protection Orders

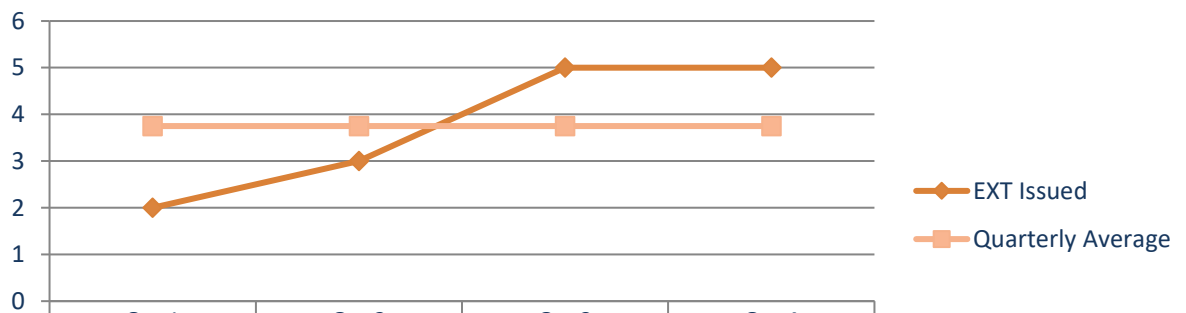
By Quarter & Quarterly Average



	Qtr 1	Qtr 2	Qtr 3	Qtr 4
TPOs Issued	3	5	9	5
Quarterly Average	6	6	6	6

2024 Extended Protection Orders

By Quarter & Quarterly Average



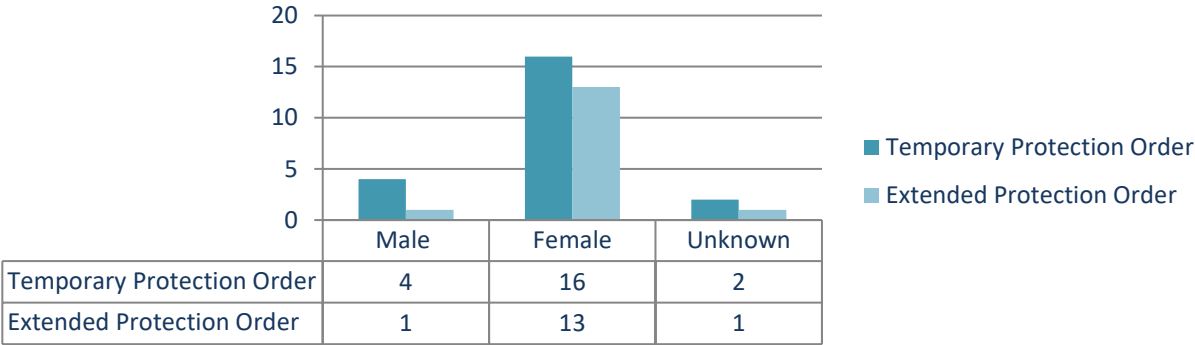
	Qtr 1	Qtr 2	Qtr 3	Qtr 4
EXT Issued	2	3	5	5
Quarterly Average	4	4	4	4



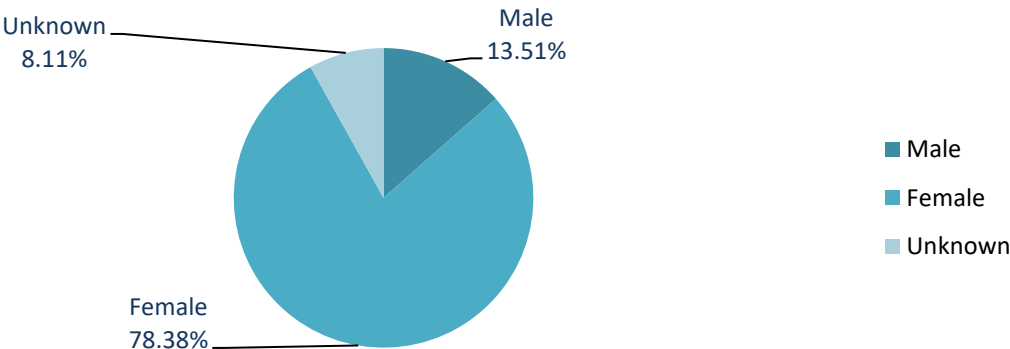
2024 Sexual Assault PO Issued

By Gender & Type

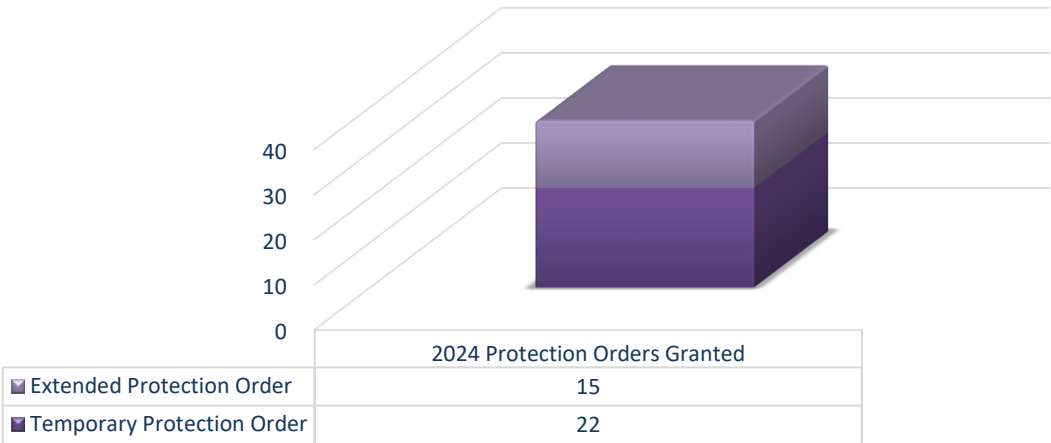
2024 Granted Orders
By gender



Protection Order Issued By Gender



Temporary and Extended Order Issued

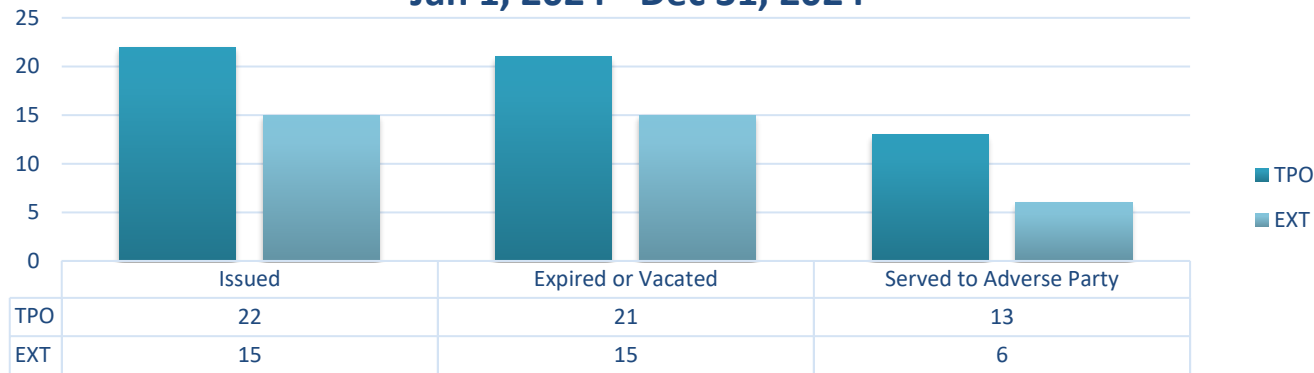




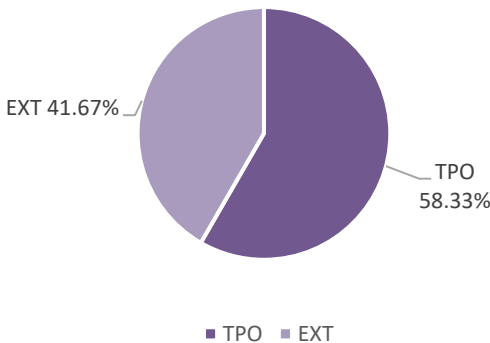
2024 Sexual Assault PO

Issued, Vacated or Expired, and Served

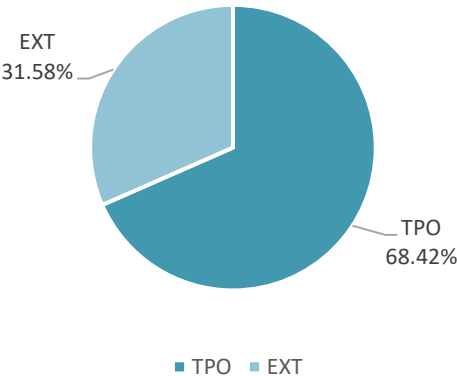
Granted, Expired & Served Jan 1, 2024 - Dec 31, 2024



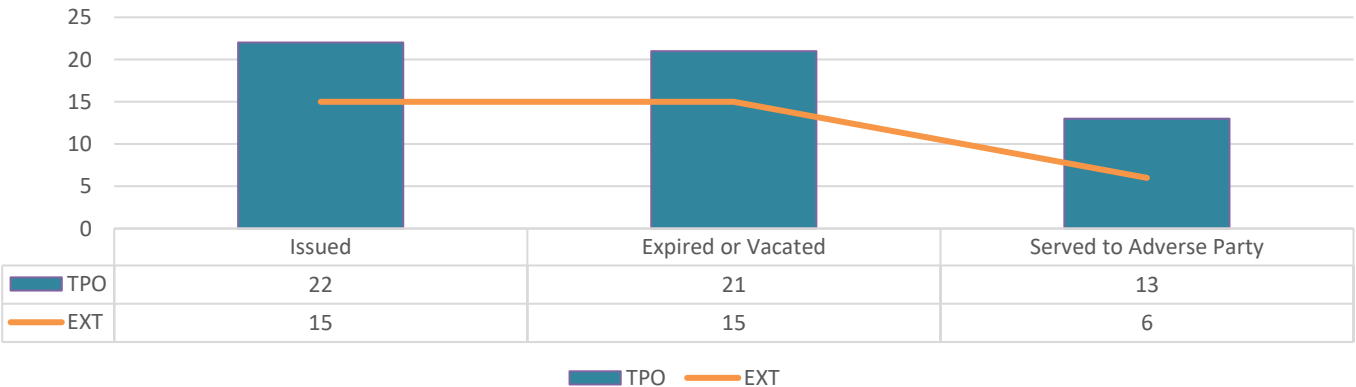
Expired or Vacated in 2024



Served to Adverse Party in 2024



Temporary vs Extended Comparison 2024

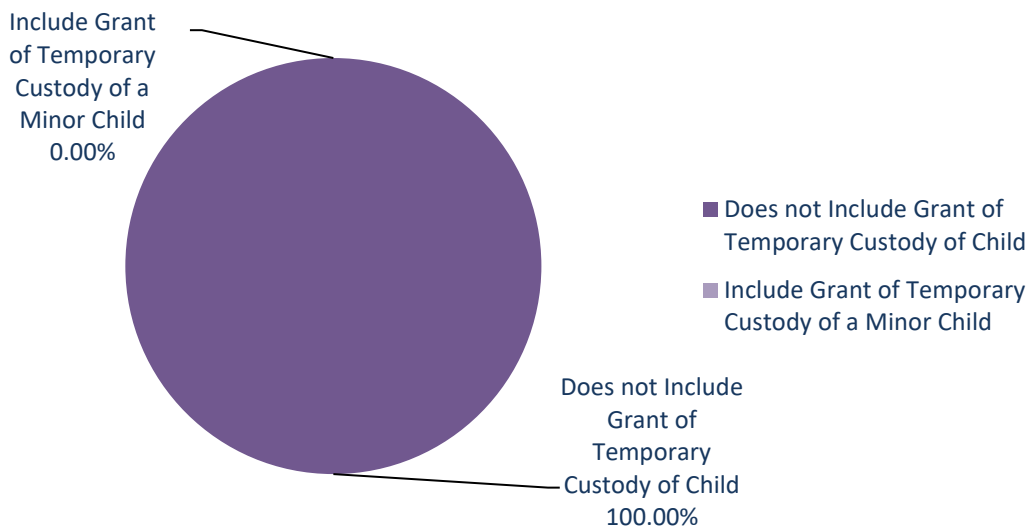
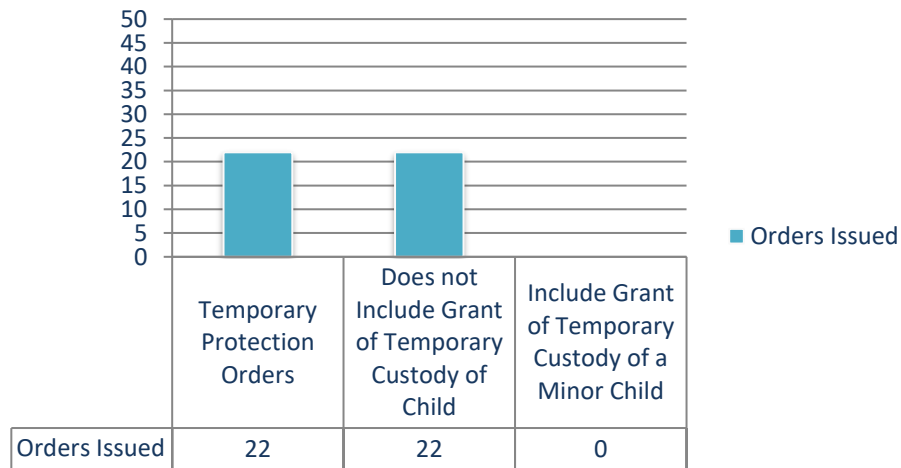




2024 Sexual Assault PO Issued

Including a Grant of Temporary Custody of a Minor Child

2024 Orders Issued



THIS PAGE WAS LEFT INTENTIONALLY BLANK



Aging & Disability Services



Nevada Department of
Public Safety
Records, Communications and Compliance



About Aging & Disability Services

The following statistics are provided to the Department of Public Safety from the Nevada Aging and Disabilities Services Division (ADSD), Adult Protective Services (APS). Effective July 1, 2019, Aging and Disability Services Division received legislative authority to receive and investigate reports of abuse, neglect, exploitation, isolation or abandonment for vulnerable persons, age 18-59, in addition to persons 60 years and older, collectively referred to as vulnerable adults. Adult Protective Services serves all of Nevada.

Substantiated and unsubstantiated incidents reported are considered. These figures are published exactly as Aging and Disabilities Services Division presents them to the Department of Public Safety.

Note: Totals in the various categories may not match because of the variations of number of alleged offenders for each victim and the possibility that one victim could have sustained multiple types of maltreatment.

The Crimes Against Older Persons data presented here is collected per the requirements set forth in Nevada Revised Statute 179A.450.

Details of the NRS is provided in the next page.



Nevada Department of
Public Safety
Records, Communications and Compliance



NRS 179A.450

NRS 179A.450 Creation; contents; electronic means to access data; confidentiality of data.

1. The Repository for Information Concerning Crimes Against Older Persons or Vulnerable Persons is hereby created within the Central Repository.

2. The Repository for Information Concerning Crimes Against Older Persons or Vulnerable Persons must contain a complete and systematic record of all reports of the abuse, neglect, exploitation, isolation or abandonment of older persons or vulnerable persons in this State. The record must be prepared in a manner approved by the Director of the Department and must include, without limitation, the following information:

(a) All incidents that are reported to state and local law enforcement agencies and the Aging and Disability Services Division of the Department of Health and Human Services.

(b) All cases that were investigated and the type of such cases.

3. The Director of the Department shall provide an electronic means to access on the Central Repository's Internet website statistical data on the abuse, neglect, exploitation, isolation or abandonment of older persons or vulnerable persons.

4. The data and findings generated pursuant to this section must not contain information that may reveal the identity of an individual victim, or a person accus

ed of the abuse, neglect, exploitation, isolation or abandonment of older persons or vulnerable persons.

5. As used in this section:

(a) "Abandonment" has the meaning ascribed to it in NRS 200.5092.

(b) "Abuse" has the meaning ascribed to it in NRS 200.5092.

(c) "Exploitation" has the meaning ascribed to it in NRS 200.5092.

(d) "Isolation" has the meaning ascribed to it in NRS 200.5092.

(e) "Neglect" has the meaning ascribed to it in NRS 200.5092.

(f) "Older person" means a person who is 60 years of age or older.

(g) "Vulnerable person" has the meaning ascribed to it in NRS 200.5092.

(Added to NRS by [2007, 746](#); A [2009, 2447](#); [2011, 82](#); [2015, 826](#); [2017, 2685](#); [2019, 3473](#); [2021, 620](#))



Nevada Department of
Public Safety
Records, Communications and Compliance



Aging & Disability Services Statistics

	# of Incidents	% of Total Reported
Total Abuse Reported	11,763	
Substantiated	3,444	29.3%
Unsubstantiated	8,319	70.7%

	% of Total Incidents
Most Prevalent County	Clark County 63.98%

Most Common Victim Demographics	# of Victims	Total Reported	% of Total Reported
Non Minority (White & Non Hispanic)	5,750		65.13%
75-84	2,810		31.83%
Female	5,256		59.54%
No, not Hispanic or Latino/a, or Spanish origin	7,386		83.67%

Total Demographics Reported: 8,828

Own Residence or Residence of Relative/ Caregiver	5,781		65.48%
--	-------	--	--------

Total Type of Living Reported: 8,828

Self Neglect	3,619		30.77%
Abuse	2,393		24.18%

Total Allegations Reported: 11,763

** Not all demographics have been reported for each victim, thus reporting totals differ by category*

** The statistics for ADSD are reported by fiscal year and the rest of the book is based on calendar year.*

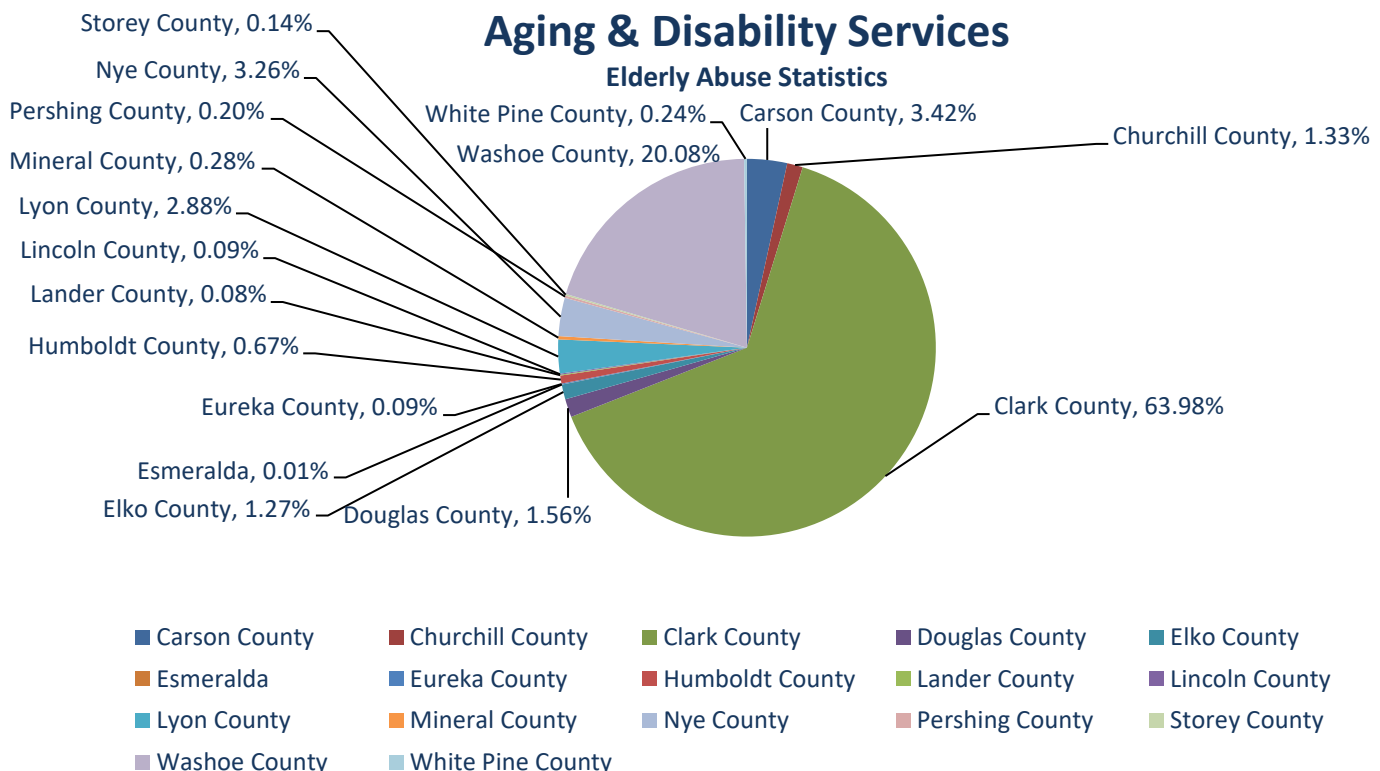




Aging & Disability Services Elderly Abuse

Substantiated and Unsubstantiated Incidents by County

	Total Incidents Reported	% of Total
Carson County	402	3.42%
Churchill County	157	1.33%
Clark County	7,526	63.98%
Douglas County	183	1.56%
Elko County	149	1.27%
Esmeralda	1	0.01%
Eureka County	10	0.09%
Humboldt County	79	0.67%
Lander County	9	0.08%
Lincoln County	11	0.09%
Lyon County	339	2.88%
Mineral County	33	0.28%
Nye County	384	3.26%
Pershing County	23	0.20%
Storey County	16	0.14%
Washoe County	2,413	20.08%
White Pine County	28	0.24%
Total:	11,763	



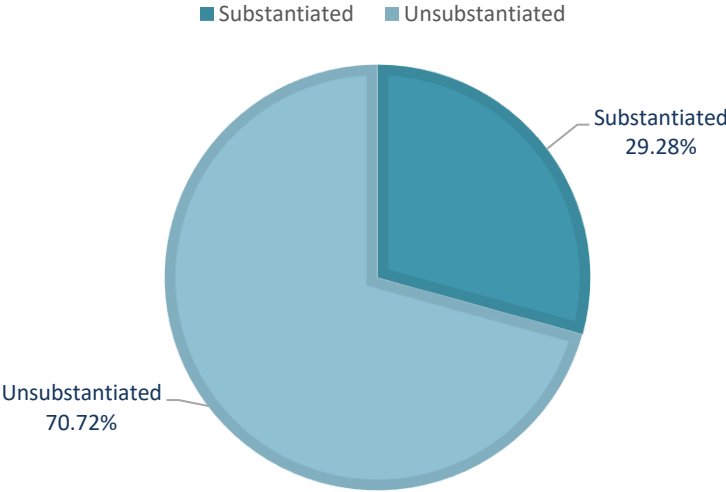
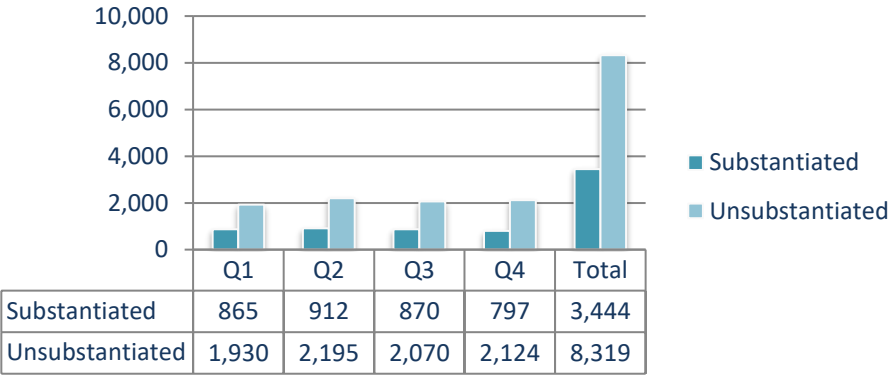


Aging & Disability Services Vulnerable Adult Abuse

Substantiated vs Unsubstantiated

2024 Aging & Disability Services Elderly Abuse

Substantiated vs Unsubstantiated

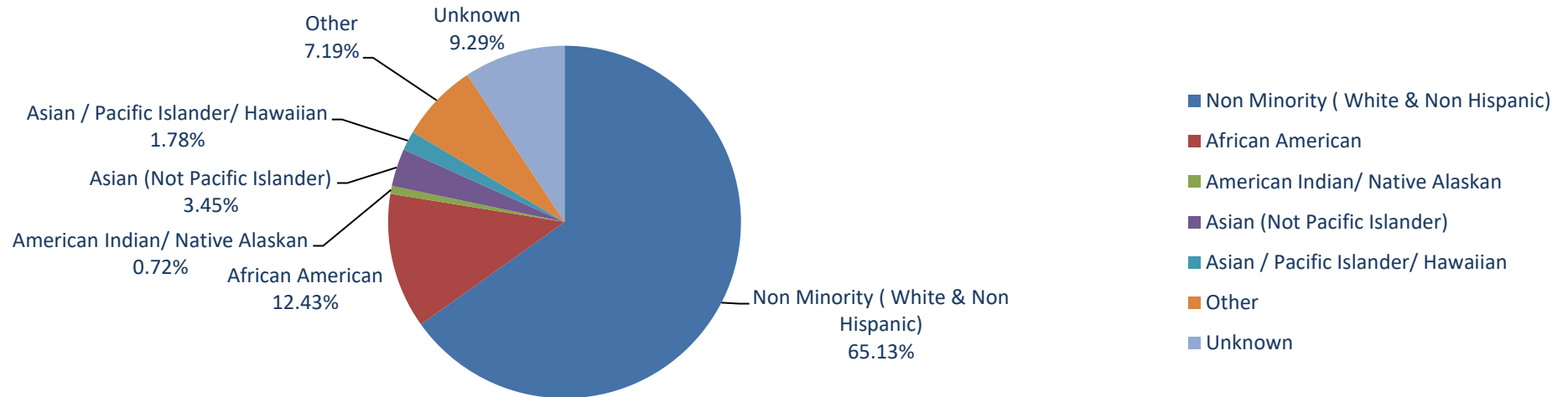




Aging & Disability Services Vulnerable Adult Abuse

Age, Race, Gender and Ethnicity of Victim

Race of Victim	Non Minority (White & Non Hispanic)	African American	American Indian/ Native Alaskan	Asian (Not Pacific Islander)	Asian / Pacific Islander/ Hawaiian	Other	Unknown	Total
Clark County	3,174	1,010	24	240	132	475	561	5,616
Washoe County	1,413	68	25	53	19	104	155	1,837
All Other Counties	1,163	19	15	12	6	56	104	1,375
State Total:	5,750	1,097	64	305	157	635	820	8,828
% of Total	65.13%	12.43%	0.72%	3.45%	1.78%	7.19%	9.29%	

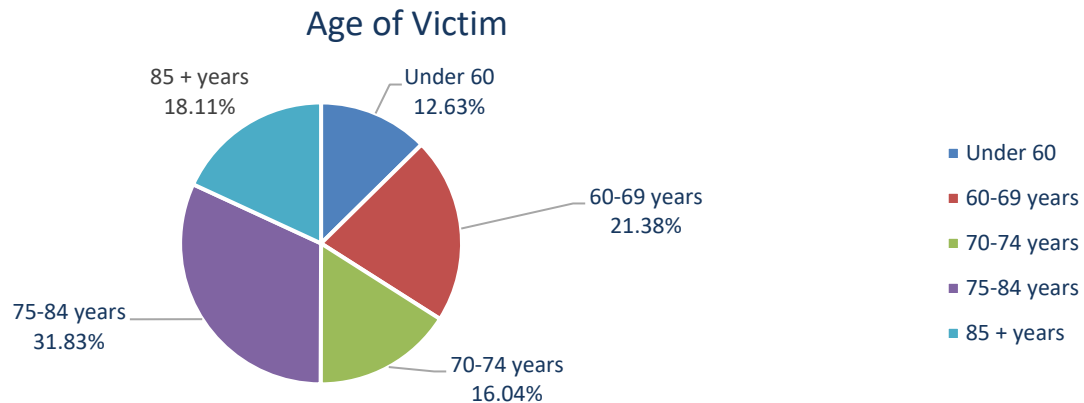




Aging & Disability Services Vulnerable Adult Abuse

Age, Race, Gender and Ethnicity of Victim

Age of Victim	Under 60	60-69 years	70-74 years	75-84 years	85 + years	Total
Carson County	41	55	45	117	58	316
Churchill County	15	28	22	32	22	119
Clark County	736	1,167	945	1,734	1,034	5,616
Douglas/Elko/Humboldt County	46	61	45	112	60	324
Esmeralda/Eureka/Lander/Lincoln/Mineral/ Pershing/Storey/White Pine County	15	24	12	31	16	98
Lyon County	21	53	40	84	45	243
Nye County	23	65	47	99	40	274
Washoe County	218	434	260	601	324	1,837
State Total:	1,115	1,887	1,416	2,810	1,599	8,827
% of Total	12.63%	21.38%	16.04%	31.83%	18.11%	



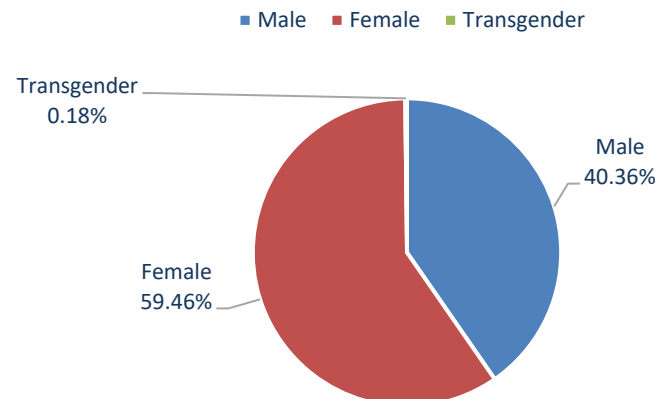


Aging & Disability Services Vulnerable Adult Abuse

Age, Race, Gender, and Ethnicity of Victim

Gender of Victim	Male	Female	Transgender	Total
Carson County	123	193	0	316
Churchill County	50	69	0	119
Clark County	2,192	3,416	8	5,616
Douglas County	51	102	0	153
Elko County	43	66	0	109
Eureka/Lander/Lincoln County	9	13	0	22
Humboldt County	22	40	0	62
Lyon County	108	135	0	243
Mineral County	18	10	0	28
Nye County	124	150	0	274
Pershing/Storey/White Pine County	18	23	6	47
Washoe County	804	1,031	2	1,837
State Total:	3,562	5,248	16	8,826
% of Total	40.36%	59.46%	0.18%	

Gender of Victim

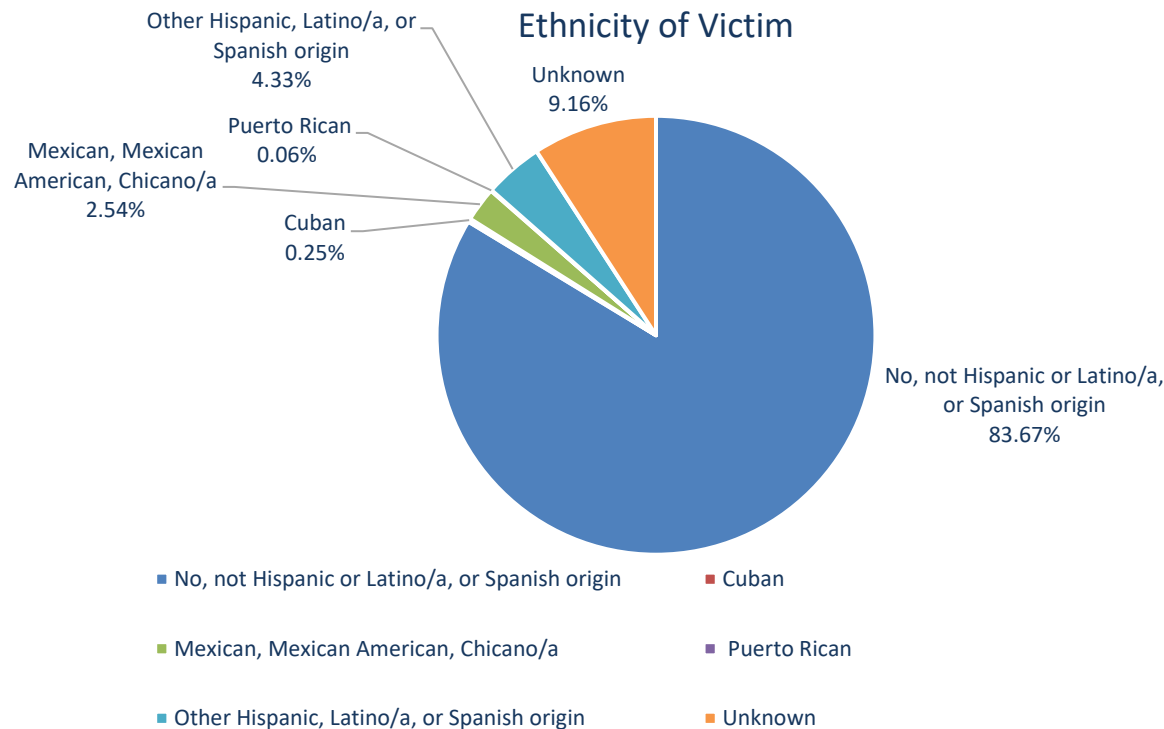




Aging & Disability Services Elderly Abuse

Age, Race, Gender, and Ethnicity of Victim

Ethnicity of Victim	No, not Hispanic or Latino/a, or Spanish origin	Cuban	Mexican, Mexican American, Chicano/a	Puerto Rican	Other Hispanic, Latino/a, or Spanish origin	Unknown	Total
Clark County	4,584	21	161	3	289	558	5,616
Washoe County	1,585	1	37	0	64	150	1,837
All Other Counties	1,217	0	26	2	29	101	1,375
State Total:	7,386	22	224	5	382	809	8,828
% of Total	83.67%	0.25%	2.54%	0.06%	4.33%	9.16%	





Aging & Disability Services Vulnerable Adult Abuse

Victim's Residence Type, Type of Abuse, and Relationship to Offender

■ Licensed Nursing Home

■ Another Type of Long-Term Care Setting

■ Own Residence or Residence of Relative or Caregiver

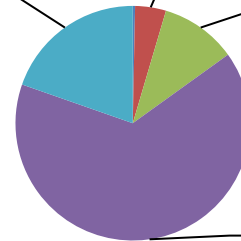
■ Other/Unknown

Other/Unknown
19.65%

Licensed Nursing Home
4.26%

Another Type of Long-Term Care Setting
10.50%

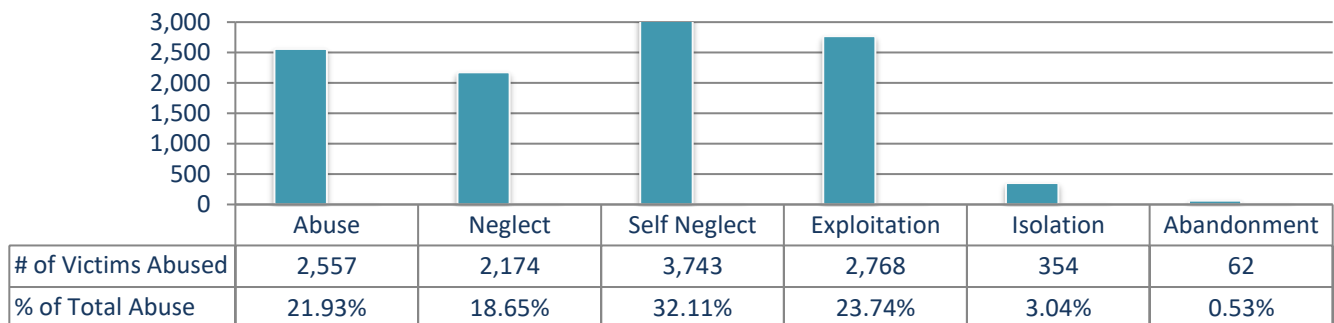
Own Residence or Residence of Relative or Caregiver
65.28%



Type of Abuse to Victim

Substantiated & Unsubstantiated

■ # of Victims Abused



Offender's Relationship to Victim

■ Child

■ Domestic Partner

■ Grandchild

■ Grandparent

■ Parent

■ Sibling

■ Spouse

■ None

■ Other Relative

Other Relative
7.68%

Child
28.88%

Domestic Partner
2.53%

Grandchild
4.35%

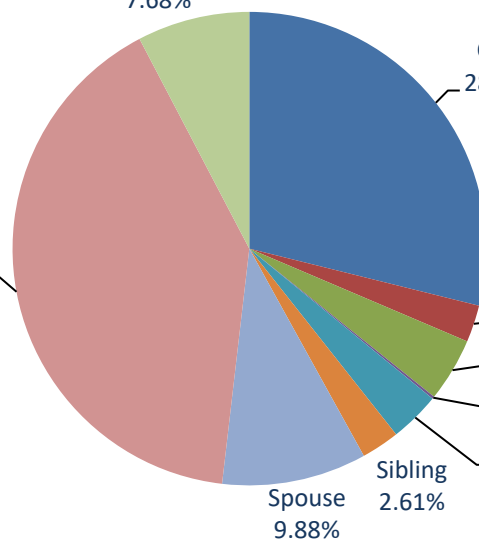
Grandparent
0.17%

Parent
3.43%

Sibling
2.61%

Spouse
9.88%

None
40.48%



THIS PAGE WAS LEFT INTENTIONALLY BLANK



Supplemental Hate Crime



Nevada Department of
Public Safety
Records, Communications and Compliance



About Supplemental Hate Crime Data

The reporting of the actual Hate Crime data is available in our Theme Oriented Public Site (TOPS) under the theme "Hate Crime". The link to the TOPS site is as follows

<https://nevadacrimestats.nv.gov/tops>

The reporting of the additional data presented here is collected per the guidelines set forth in NRS 193.360 & NRS 179A.175

NRS 193.360

Duty of state and local law enforcement agencies to submit data relating to crimes manifesting evidence of prejudice based on race, color, religion, national origin, physical or mental disability, sexual orientation or gender identity or expression, limitation on use of data.

1. Each state or local law enforcement agency in this State shall submit on a monthly basis a record of all crimes that manifest evidence of prejudice based on race, color, religion, national origin, physical or mental disability, sexual orientation or gender identity or expression, including, without limitation, the basis on which any such crime occurred, to the Central Repository for Nevada Records of Criminal History, in accordance with the guidelines adopted by the Director of the Department of Public Safety pursuant to subsection 2 of [NRS 179A.175](#).
2. Data acquired pursuant to this section must be used only for research or statistical purposes and must not contain any information that may reveal the identity of an individual victim of a crime.
(Added to NRS by [2021, 236](#))

NRS 179A.175

Establishing program; adoption of guidelines for collection of statistical data; report; data to be used only for research or statistical purposes; data to be made available to public; data to be provided to Federal Bureau of Investigation.

1. The Director of the Department shall establish within the Central Repository a program for reporting crimes that manifest evidence of prejudice based on race, color, religion, national origin, physical or mental disability, sexual orientation or gender identity or expression.
2. The program must be designed to collect, compile and analyze statistical data about crimes that manifest evidence of prejudice based on race, color, religion, national origin, physical or mental disability, sexual orientation or gender identity or expression. The Director shall adopt guidelines for the collection of the statistical data, including, but not limited to, the criteria to establish the presence of prejudice and the manner in which the data must be reported to the Central Repository.



About Supplemental Hate Crime Data (contd)

3. The Central Repository shall include in any appropriate report an independent section relating solely to the analysis of crimes that manifest evidence of prejudice based on race, color, religion, national origin, physical or mental disability, sexual orientation or gender identity or expression.
4. Data acquired pursuant to this section must be used only for research or statistical purposes and must not contain any information that may reveal the identity of an individual victim of a crime.
5. The Central Repository shall make all data acquired pursuant to this section and data regarding any prosecution of a violation of [NRS 207.185](#) and any sentence imposed pursuant to [NRS 193.1675](#) available to the public.
6. The Central Repository shall ensure that the data acquired pursuant to this section is provided to the Federal Bureau of Investigation for inclusion in the annual Hate Crime Statistics report of the Uniform Crime Reporting Program.
7. As used in this section, "gender identity or expression" has the meaning ascribed to it in [NRS 193.0148](#).

(Added to NRS by [1995, 2706](#); A [2013, 65; 2015, 845, 2765; 2021, 237](#))



Nevada Department of
Public Safety
Records, Communications and Compliance



Report Terminologies

The following report will describe and summarize the supplemental Hate Crime reports that are received by the Criminal Records Unit within the Department of Public Safety in the State of Nevada.

The information contained in this report was gathered by running reports in house. The following definitions describe the various variables used in the reports.

- **Hate Crime Arrests:** The total number of arrests with one of the hate crime Nevada Offense Codes (NOCs) during the time-period selected.
- **Hate Crime Arrests with Dispositions:** The total number of arrests with hate crime NOCS and the number that have dispositions, but it does not differentiate between the type of disposition or disposition NOC
- **Hate Crime Arrests with Hate Crime Dispositions:** Total number of convictions where the original arrest was a hate crime NOC and the disposition is Pled Guilty (PLG), Found Guilty (GAT) or Deferred adjudication (DEF) and the disposition NOC was a hate crime NOC (if the disposition was dismissed, charges were denied by the prosecutor, no charges filed or not guilty, then it wasn't a conviction therefore is not included.)



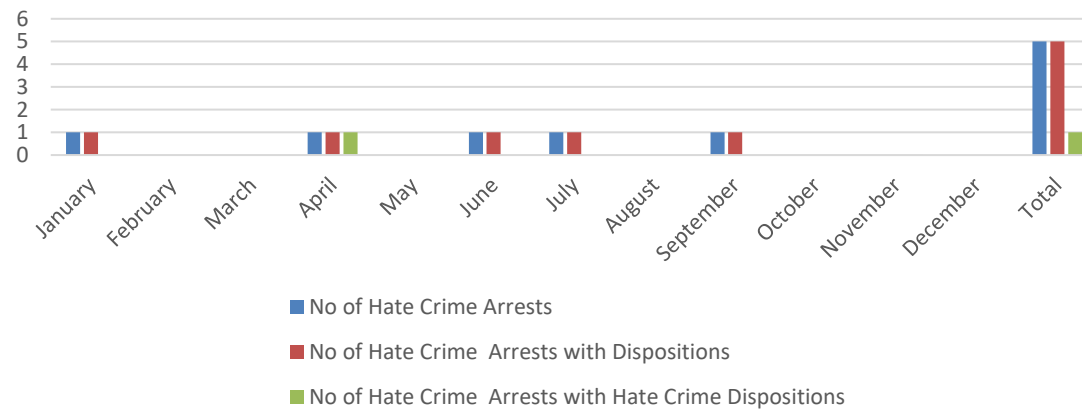


Supplemental Hate Crime Data

Hate Crime Arrests, Dispositions and Hate Crime Dispositions

Month	No of Hate Crime Arrests	No of Hate Crime Arrests with Dispositions	No of Hate Crime Arrests with Hate Crime Dispositions
January	1	1	0
February	0	0	0
March	0	0	0
April	1	1	1
May	0	0	0
June	1	1	0
July	1	1	0
August	0	0	0
September	1	1	0
October	0	0	0
November	0	0	0
December	0	0	0
Total	5	5	1

Hate Crimes and Dispositions



Note: Number of Arrests is reported to UCR by Law Enforcement Agencies (LEA). Disposition information is provided to UCR by the Criminal Records Unit.

THIS PAGE WAS LEFT INTENTIONALLY BLANK



This concludes our publication.

Thank you for taking the time to read Uniform Crime Reporting.

If you require further information you can contact us at:

**Nevada Department of Public Safety
Records, Communications and Compliance Division
333 West Nye Lane Suite 100
Carson City, NV 89706
(775) 684-6262
<http://rccd.nv.gov>**



Nevada Department of
Public Safety
Records, Communications and Compliance